


### Heatsinks

Part Number	Old Part Number	Weight Kg/m	Periphery mm	Area mm <sup>2</sup>	Fig.
XSFGxxxxAN	G Fin	8.1	1059	2979	WH1
XSFGAxxxxAN	GA Fin	15.6	1682	5867	WH2
XSFHxxxxAN	H Fin	12.7	1684	4655	WH3
XSFTxxxxAN	T Fin	20	2065	7573	WH4
XSFTBxxxxAN	TB Fin	29	2467	10905	WH5
XSFTCxxxxAN	TC Fin	28	2544	10561	WH6
SXFLPxxxxAN	LP100 Fin (40 Vane)	30	6620	11172	WH7
SXF46xxxxAN	WS46 Fin	20	2822	7411	WH8
SXF30xxxxAN	WS30 Copper Fin	Dimensions 125mm x 125mm x 4 vanes			WH9




Please refer to IXYS Selector Guide 2011-2012 Page O-26 for outline drawings

### Accessories

Part number	Old Part Number	Accessory
XSGSCX13		Ilex Grease SCX13
XSL300C2WRP	U9900	300mm, Silicone Sleeved, White/Red, M4 Ring, Loose Leads
XSL1000C2WRP	U9734	1000mm, Silicone Sleeved, White/Red, M4 Ring, Loose Leads
XST1000M08P	PTFE1000M8	M8 PTFE TUBE X 1m LENGTH
XST1000M10P	PTFE1000M10	M10 PTFE TUBE X 1m LENGTH
XST1000M12P	PTFE1000M12	M12 PTFE TUBE X 1m LENGTH
XST1000M16P	PTFE1000M16	M16 PTFE TUBE X 1m LENGTH

Rods  
Stand-offs

L0001YC450XXX	n/a	30mm diameter poleface Insulator
L0001QC450XXX	n/a	43mm diameter poleface Insulator
L0001MC450XXX	n/a	56mm diameter poleface Insulator
L0001HC450XXX	n/a	68mm diameter poleface Insulator
L0001TC450XXX	n/a	87mm diameter poleface Insulator
L0001FC450XXX	n/a	100mm diameter poleface Insulator



All plastic components are UL recognised and meet the requirements of the European Union Directive 2002/95/EC covering the restricted use of certain hazardous substances in electrical and electronic equipment.

ISO 9000 2000 provides the standard against which all our products and services are measured.



Contact us: Westcode Semiconductors Ltd  
Langley Park Way  
Chippenham SN15 1GE  
United Kingdom  
Tel: +44 (0)1249 444524  
Fax: +44 (0)1249 659448  
Email: wsl.sales@westcode.com




IXYS Semiconductors GmbH  
Edisonstr. 15  
D-68623 Lampertheim  
Germany  
Tel: +49 (0) 6206 503-0  
Fax: +49 (0) 6206 503627  
Email: marcom@ixys.de

We are supported by a global network of local offices, representatives and distributors. Please visit our websites for further information.

# Power Semiconductor Accessories Clamps, Coolers and Heatsinks

May 2011 Issue 1



As part of our continuing commitment to meet our customers' demands, we offer a range of products to support our high power semiconductor devices and our silicon assembly business.

- Bar Clamps
- Box Clamps
- Coolers
- Heatsinks
- Insulator Capsules
- PTFE tube
- Leads
- Mounting Grease

### New! Bar Clamps - Summary Table

Part Number	Outline Refs		Rod Size & Length mm	Insulator Size & Length mm	Fixing Centres mm	Pole Face mm	T <sub>J</sub> Max	Ave. Capsule Height			Device Type	Clamp Forces	Outline
	"xxx" mm	"D" mm						14mm	26mm	35mm			
XSK1500DA076xxx	38	27.43	M8 x 90	M8 x 60	89	32	190	#			Wespacks PCT	10kN to 20kN	WC51
XSK1500DA076xxx	76	62.48	M8 x 130	M8 x 95	89			#			Wespacks Diodes		
XSK1500DA076xxx	101	87.63	M8 x 160	M8 x 120	89								
XSK2000DA076xxx	38	25.9	M8 x 95	M8 x 60	89	38	190		#		GTO	13kN to 17kN	WC52
XSK2000DA076xxx	76	60.96	M8 x 130	M8 x 95	89				#	#	6.5kV MVT		
XSK2000DA076xxx	101	85.85	M8 x 160	M8 x 120	89			#	#	#	Diodes & Wespacks	16kN to 20kN	
XSK3000DA076xxx	38	26.16	M8 x 100	M8 x 65	89	50	190	#	#		Wespack PCTs	27kN to 34kN	WC53
XSK3000DA076xxx	76	56.13	M8 x 130	M8 x 100	89				#		MVT/DGT	27kN to 34kN	
XSK3000DA076xxx	101	86.1	M8 x 160	M8 x 125	89				#	#	6.5kV MVT	27kN to 34kN	
XSK3400DA076xxx	38	24.63	M8 x 100	M8 x 65	89	50	190	#			Wespack RDs	25kN to 31kN	WC54
XSK3400DA076xxx	76	64.51	M8 x 140	M8 x 105	89				#		Diodes		
XSK3400DA076xxx	101	89.66	M8 x 160	M8 x 130	89								
XSK3800DA116Mxxx	76	59.69	M10 x 150	M12 x 100	132	66	190		#		GTO	32kN to 38kN	WC55
XSK3800DA116Mxxx	101	84.58	M10 x 180	M12 x 125	132								WC56
XSK4400DA116Mxxx	76	62.99	M10 x 150	M12 x 105	132	68	190	#	#	#	Wespacks	36kN to 44kN	
XSK4400DA116Mxxx	101	87.88	M10 x 180	M12 x 130	132				#	#	6.5kV MVT	36kN to 44kN	
XSK6000DA116Mxxx	76	59.94	M10 x 150	M12 x 105	132	75	190	Products in Development, refer to Chippenham Factory				50kN to 60kN	WC57
XSK6000DA116Mxxx	101	84.83	M10 x 180	M12 x 130	132								

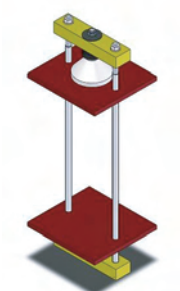


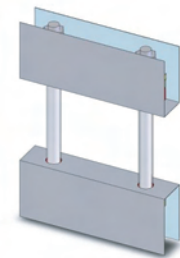
Note: 1Kgf = 9.8 Newtons

Please refer to  
Pages O-24 and O-25  
of the  
IXYS Selector Guide  
2011-2012  
for outline drawings

## Bar Clamps

Type		Fixing Centres mm	Rod Size	Capsule Device				Outline No.
Part Number	Old Part Number			Device Type	Mounting Surface Diameter mm	Nominal Thickness mm	T <sub>J</sub> Max	
XK0450DA056M	CMK450D56M	65	M8	DO-200AA/TO-200AB	19.0	13.8	190	WC1
XK0450DT056M	CMK450DT56M							WC3
XK0450SA056M	CMK450S56M							WC2
XK0550DA056M	CMK550D56M	65	M8	GTO	29.5	16.0	190	WC5
XK0550SA056M	CMK550S56M							WC4
XK0900DA056M	CMK900D56M	65	M8	Diode/Thyristor	25.1	14.6	190	WC7
XK0900DT056M	CMK900DT56M							WC8
XK0900SA056M	CMK900S56M							WC6
XK0600DA074M	CMK0600D74M	89	M10	Press-Pack IGBTs	47.0	27.0	190	WC10
XK0600SA074M	CMK0600S74M							WC9
XK1000DA074M	CMK1000D74M	89	M10	Press-Pack IGBTs	47.0	27.0	190	WC12
XK1000SA074M	CMK1000S74M							WC11
XK1100DA076M	CMK1100D76M	89	M10	DO-200AB/TO-200AC	34.0	26.2	190	WC13
XK1130DA076M	CMK1130D76M							WC15
XK1130DT076M	CMK1130DT76M							WC16
XK1130SA076M	CMK1130S76M							WC14
XK1800DA076M	CMK1800D76M	89	M10	Wespack PCT	38.0	14.0	190	WC18
XK1800DT076M	CMK1800DT76M							WC19
XK1800SA076M	CMK1800S76M							WC17
XK2100DA076M	CMK2100D76M	89	M10	GTO	47.0	27.0	190	WC21
XK2100DA076ML	CMK2100D76ML							125
XK2100SA076M	CMK2100S76M							190
XK2100SA076ML	CMK2100S76ML							WC20
XK2140DA076M	CMK2140D76M	89	M10	DO-200/Thyristor	47.0	26.8	190	WC23
XK2140DA076ML	CMK2140D76ML							125
XK2140DT076M	CMK2140DT76M							190
XK2140DT076ML	CMK2140DT76ML							125
XK2140SA076M	CMK2140S76M							190
XK2140SA076ML	CMK2140S76ML							125
XK2700DA076M	CMK2700D76M	89	M10	Wespack PCT	50.0	14.0	190	WC26
XK2700DT076M	CMK2700DT76M							WC27
XK2700SA076M	CMK2700S76M							WC25
XK2000DA114M	CMK2000D114M	132	M12	Press-Pack IGBTs	75.0	26.0	190	WC29
XK2000SA114M	CMK2000S114M							WC28
XK2500DA114M	CMK2500D114M	132	M12	Press-Pack IGBTs	75.0	26.0	190	WC31
XK2500SA114M	CMK2500S114M							WC30
XK2500DA116M	CMK2500D116M	132	M12	GTO	63.0	26.0	190	WC33
XK2500DA116ML	CMK2500D116ML							125
XK2500SA116M	CMK2500S116M							190
XK2500SA116ML	CMK2500S116ML							125
XK3000DA116M	CMK3000D116M	132	M12	DO-200AD/Thyristor	63.0	33.0	190	WC35
XK3000DA116ML	CMK3000D116ML							125
XK3000SA116M	CMK3000S116M							190
XK3000SA116ML	CMK3000S116ML							125
XK3500DA116M	CMK3500D116M	132	M12	GTO	75.0	26.0	190	WC37
XK3500DA116ML	CMK3500D116ML							125
XK3500SA116M	CMK3500S116M							190
XK3500SA116ML	CMK3500S116ML							125
XK4000DA116M	CMK4000D116M	132	M12	Diode/Thyristor	73.0	36.8	190	WC38
XK4000DA116ML	CMK4000D116ML							125
XK4000SA116M	CMK4000S116M							190
XK4000SA116ML	CMK4000S116ML							125
XK5000DA128M	CMK5000D128M	146	M16	GTO	75.0	26.0	190	WC40
XK5000DA128ML	CMK5000D128ML							125
XK7000DA128M	CMK7000D128M	146	M16	Diode/Thyristor	75.0	26.6	190	WC41
XK7000DA128ML	CMK7000D128ML							125
XK3060DA140ML	CMK3060D140ML	154	M12	Press-Pack IGBTs	85.1	26.0	125	WC43
XK3060SA140ML	CMK3060S140ML							WC42
XK9000SA160M	CMK9000S160M	180	M16	Thyristor	99.3	35.8	190	WC44
XK9000SA160ML	CMK9000S160ML							125
XK9000DA160M	CMK9000D160M	Refer to Chippenham Factory				190	WC45	
XK9000DA160ML	CMK9000D160ML							125
XK6120DA180ML	CMK6120D180ML	196	M16	Press-Pack IGBTs	125.0	26.0	125	WC46
XK6120SA180ML	CMK6120S180ML							WC47


Please refer to pages O-16 to O-24 of the IXYS Selector Guide 2011-2012 for outline drawings and dimensions



## Box Clamps

Type			Moulded Box Style		Fixing Centres mm	Rod Size	Capsule Device				Outline
Part Number	Old Part Number		Injection	Compression			Device Type	Mounting Surface Diameter mm	Nominal Thickness mm	T <sub>J</sub> Max	
New	Part Number	Old Part Number									
XK0450BA019M	CMK450B19M		yes	-	50 PCD	M5x50 Bolts	DO-200AA/TO-200AB	19.0	13.8	190	WC48
XK0450BB019M	CMK450B19M		-	yes							
XK0450BA025M	CMK450B25M		yes	-	50 PCD	M5x50 Bolts	DO-200AA/TO-200AB	25.1	14.6	190	WC49
XK0450BB025M	CMK450B25M		-	yes							
#	XK1500BA034M	CMK1500B34M	yes	-	70 PCD	M6x50 Bolts	DO-200AB/TO-200AC	34.0	26.2	190	WC50

Note: 1Kgf = 9.8 Newtons




Please refer to pages O-23 and O-24 of the IXYS Selector Guide 2011-2012 for outline drawings and dimensions.

## Coolers

Part Number	Old Part Number	Weight Kg	Cooler Thickness mm	Busbar Thickness mm	Material	Outline
New						
XW076NC16B	LK	0.612	16	6.4	Cu	WCL1
XW076NC16BS	LK					
XW076NC16BT	LK					
XW076NC16C	LK					
XW076NC16CT	LK					
XW076NC16A	LKA	0.418	16	n/a	Cu	WCL2
XW076NC16R	WS71.1	0.581	16	6.35	Cu	WCL12
XW076NC16W	WS71.2	0.400	16	n/a	Cu	WCL13
XW116ZC20B	LKB	1.750	20	10	Cu	WCL3
XW116ZC20C	LKD	2.120		10		WCL5
XW116ZC20R	WS72.1	1.672		10		WCL14
XW116ZC20W	WS72.2	1.119		n/a		WCL15
XW116ZC20A	LKC	1.300	20	n/a	Cu	WCL4
XW127EN15A	WS27	0.375	15	n/a	Al N	WCL8
XW127EN15B	WS27					
#	XW127EC25A	n/a	25	N/A	Cu	WCL16
#	XW127EC25B	n/a		8	Cu	WCL17
#	XW127EA25A	n/a		N/A	Al	WCL16
#	XW127EA25B	n/a		8	Al	WCL17
XW160FC25B	LKE	4.520	25	10	Cu	WCL6
XW160FC25A	LKF	3.620		n/a		WCL7
XW180GC34A	WS70	4.920	34	N/A	Cu	WCL11
#	XW180GC34B	n/a		10	Cu	WCL10
#	XW180GA34A	n/a		N/A	Al	WCL11
#	XW180GA34B	n/a		10	Al	WCL10
#	XW180GN25A	n/a	25	N/A	Al N	WCL18
XW270QA25A	WS65	2.941	25	n/a	Al	WCL9

Part Number	Cooler Accessories
XSNM12H10S	M12 Cooler Connection, 10mm Hose & Stainless Steel material
XSNM12H12S	M12 Cooler Connection, 12mm Hose & Stainless Steel material
XSNM10H15P	M10 Cooler Connection, 15mm Hose & Plastic Material



Please refer to pages O-27 and O-28 of the IXYS Selector Guide 2011-2012 for outline drawings and dimensions.

