


5531

SMT ZIF-Steckverbinder RM 1,00mm, liegend SMT ZIF-Connectors, 1.00mm Pitch, Horizontal

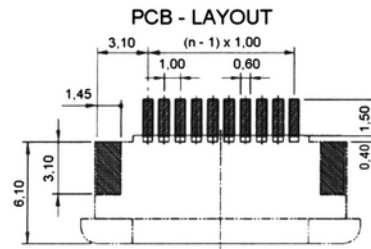
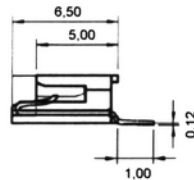
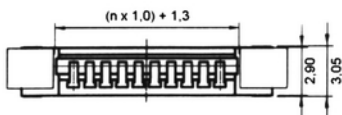
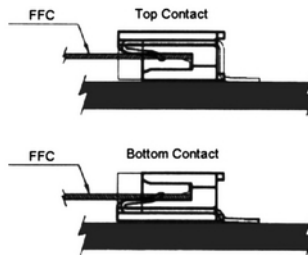
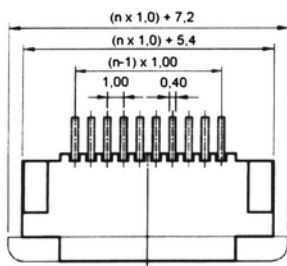
Technische Daten / Technical Data

Isolierkörper <i>Insulator</i>	Thermoplastischer Kunststoff, nach UL94 V-0 <i>Thermoplastic, rated UL94 V-0</i>
Kontaktmaterial <i>Contact Material</i>	Kupferlegierung <i>Copper alloy</i>
Kontaktfläche <i>Contact Surface</i>	Zinn über Nickel <i>Tin plated over nickel</i>
Lötbarkeit <i>Solderability</i>	IEC 60512-12A <i>IEC 60512-12A</i>
Durchgangswiderstand <i>Contact Resistance</i>	< 20mΩ <i>< 20mΩ</i>
Isolationswiderstand <i>Insulation Resistance</i>	> 500MΩ <i>> 500MΩ</i>
Spannungsfestigkeit <i>Test Voltage</i>	300V _{AC} <i>300V_{AC}</i>
Nennspannung <i>Voltage Rating</i>	60V _{AC} <i>60V_{AC}</i>
Nennstrom <i>Current Rating</i>	0,5A <i>0,5A</i>
Temperaturbereich <i>Temperature Range</i>	-40°C ... +105°C <i>-40°C ... +105°C</i>
Verarbeitung <i>Processing</i>	Reflow-Lötverfahren <i>Reflow soldering</i>

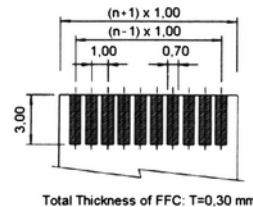


© W+P PRODUCTS

Passende Flex-Kabel:
Compatible Flexible Flat Cables:
599



Recommended Flexible Flat Cable (FFC)



Series	Contacts*	Type*	Packaging*
5531	10 04-30	10 10 Kontakte oben Top contacts 20 Kontakte unten Bottom contacts	ST ST TR (Option)

* Dies ist ein **Bestellbeispiel** - bitte durch Ihre Spezifikationen ersetzen.
* This is an **order example** - please replace by your specifications.

TEL +49 5223 98507-0
FAX +49 5223 98507-50

Lieferformen / Packaging Options:
ST In Stangen ohne Pick&Place-Pads / In tubes w/o Pick&Place-Pads
TR (Option) Tape & Reel / Tape & Reel

W+P PRODUCTS

E-MAIL sales@wppro.com
WEBSITE www.wppro.com

Informationen zum Reflow-Lötverfahren

Reflow Soldering Information

Reflow-Lötempfehlung

Reflow Soldering Recommendation

Die Bauteile sollten gemäß folgendem Temperatur-Profil in Anlehnung an die IPC/JEDEC J-STD-020C für bleifreies Löten im Reflow-Verfahren verarbeitet werden (Maximalwerte).

Profileigenschaft	Kennwert
Temperatur Minimum T_{Smin}	150°C
Temperatur Maximum T_{Smax}	200°C
Dauer $T_{Smin} - T_{Smax}$	60-180s
Temperatur Lötbereich T_L	217°C
Verweildauer oberhalb T_L	60-180s
Ramp-Up Rate $T_{Smax} - T_P$	max. 3°C / s
Höchsttemperatur T_P	260°C ±5
Dauer Höchsttemperatur	20-40s
Ramp-Down Rate $T_{Pmax} - T_{Smin}$	6°C / s
Dauer 25°C - Höchsttemperatur T_P	Max. 8 min

Items should be soldered according to IPC/JEDEC J-STD-020C temperature profile for leadfree reflow soldering (maximum values).

Profile Feature	Key Values
Minimum Temperature T_{Smin}	150°C
Maximum Temperatur T_{Smax}	200°C
Duration $T_{Smin} - T_{Smax}$	60-180s
Soldering Range Temperature T_L	217°C
Duration above T_L	60-180s
Ramp-Up Rate $T_{Smax} - T_P$	max. 3°C / s
Peak Temperature T_P	260°C ±5
Duration Peak Temperature	20-40s
Ramp-Down Rate $T_{Pmax} - T_{Smin}$	6°C / s
Duration 25°C - Peak Temp. T_P	Max. 8min

