


Wirewound Resistors, Industrial Power, Tubular (HL), Non-Inductive Tubular (NHL)


Note

* This datasheet provides information about parts that are RoHS-compliant and/or parts that are non-RoHS-compliant. For example, parts with lead (Pb) terminations are not RoHS-compliant. Please see the information/tables in this datasheet for details.

FEATURES

- High temperature silicon coating
- Complete welded construction
- Available in non-inductive styles (model NHL) with Ayrton-Perry winding
- Tight tolerance of 5 % for values above 1 W
- Excellent stability in operation (< 3 % change in resistance)
- Material categorization:

For definitions of compliance please see www.vishay.com/doc?99912


RoHS*
Available

HALOGEN FREE
Available

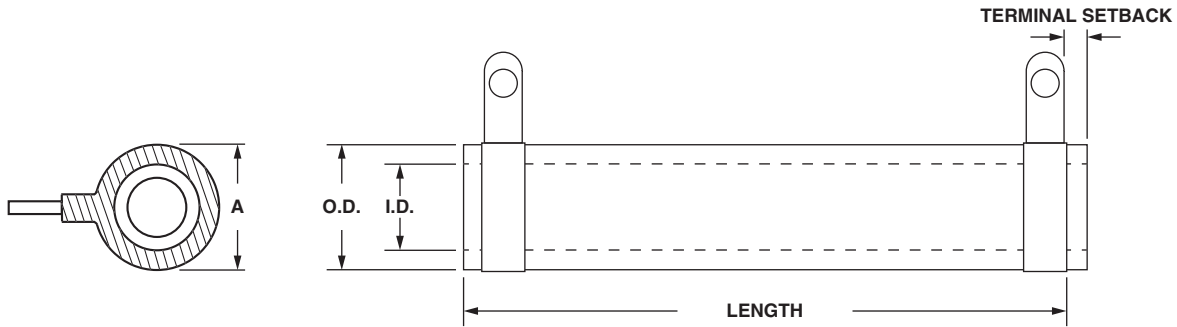
GREEN
(5-2008)
Available

STANDARD ELECTRICAL SPECIFICATIONS					
GLOBAL MODEL	HISTORICAL MODEL	POWER RATING $P_{25^{\circ}\text{C}}$ W	RESISTANCE RANGE Ω $\pm 5\%$	RESISTANCE RANGE Ω $\pm 10\%$	WEIGHT (typical) g
HL011 NHL011	HL-11 NHL-11	11	1.0 to 70K 1.0 to 4.7K	0.10 to 70K 1.0 to 4.7K	10.50
HL012 NHL012	HL-12 NHL-12	12	1.0 to 58K 1.0 to 3.9K	0.10 to 58K 1.0 to 3.9K	6.69
HL015 NHL015	HL-15 NHL-15	15	1.0 to 60K 1.0 to 4.3K	0.10 to 60K 1.0 to 4.3K	8.64
HL020 NHL020	HL-20 NHL-20	20	1.0 to 95K 1.0 to 6.8K	0.10 to 95K 1.0 to 6.8K	12.57
HL025 NHL025	HL-25 NHL-25	25	1.0 to 115K 1.0 to 8.8K	0.10 to 115K 1.0 to 8.8K	20.72
HL026 NHL026	HL-26 NHL-26	26	1.0 to 170K 1.0 to 11.8K	0.10 to 170K 1.0 to 11.8K	15.34
HL050 NHL050	HL-50 NHL-50	50	1.0 to 112K 1.0 to 21.5K	0.10 to 112K 1.0 to 21.5K	42.08
HL051 NHL051	HL-51 NHL-51	51	1.0 to 124K 1.0 to 22.9K	0.10 to 124K 1.0 to 22.9K	51.96
HL060 NHL060	HL-60 NHL-60	60	1.0 to 145K 1.0 to 27.2K	0.10 to 145K 1.0 to 27.2K	65.64
HL065 NHL065	HL-65 NHL-65	65	1.0 to 170K 1.0 to 31.4K	0.10 to 170K 1.0 to 31.4K	64.82
HL080 NHL080	HL-80 NHL-80	80	1.0 to 190K 1.0 to 38.3K	0.10 to 190K 1.0 to 38.3K	121.58
HL100 NHL100	HL-100 NHL-100	100	1.0 to 260K 1.0 to 48.5K	0.10 to 260K 1.0 to 48.5K	91.37
HL120 NHL120	HL-120 NHL-120	120	1.0 to 330K 1.0 to 64.1K	0.10 to 330K 1.0 to 64.1K	183.82
HL130 NHL130	HL-130 NHL-130	130	1.0 to 380K 1.0 to 70.2K	0.10 to 380K 1.0 to 70.2K	192.36
HL160 NHL160	HL-160 NHL-160	160	1.0 to 470K 1.0 to 105K	0.10 to 470K 1.0 to 105K	245.86
HL175 NHL175	HL-175 NHL-175	175	1.0 to 500K 1.0 to 112K	0.10 to 500K 1.0 to 112K	250.80
HL225 NHL225	HL-225 NHL-225	225	1.0 to 645K 1.0 to 121K	0.10 to 645K 1.0 to 121K	309.97

GLOBAL PART NUMBER INFORMATION																
Global Part Numbering example: NHL10006Z10R00JJ																
N	H	L	1	0	0	6	Z	1	0	R	0	0	J	J		
GLOBAL MODEL NHL100 (See "Standard Electrical Specifications" table above for additional P/N's)	TERMINAL DESIGNATION 02 05 06 07 14 15	TERMINAL FINISH E = Lead (Pb)-free Z = Tin/lead N = Nickel	RESISTANCE VALUE R = Decimal K = Thousand 10R00 = 10.0 Ω 1K000 = 1 k Ω	TOLERANCE J = $\pm 5.0\%$ K = $\pm 10.0\%$ Note (1) Tin/lead for type "Z", lead (Pb)-free for type "N"	PACKAGING CODE E = Lead (Pb)-free skin pack J (1) = Skin pack (J01)	SPECIAL (Dash Number) (Up to 2 digits) From 1 to 99 as applicable										
Historical Part Numbering example: NHL-100-06Z 10 Ω 5 % J01																
NHL-100	06Z	10 Ω	5 %	J01												
HISTORICAL MODEL	TERMINAL/FINISH	RESISTANCE VALUE	TOLERANCE	PACKAGING												



DIMENSIONS in inches [millimeters]



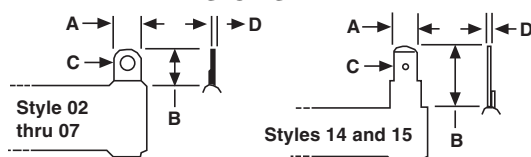
(Includes Coating and Terminal Band)

GLOBAL MODEL	DIMENSIONS in inches [millimeters]								
	A (MAX.)	CORE DIMENSIONS			TERMINAL SETBACK ± 0.31 [± 0.79]	DISTANCE BETWEEN TERMINALS (REF.)	TERMINAL DESIGNATION		BRACKET TYPES ⁽¹⁾
		LENGTH ± 0.062 [± 1.59]	O.D.	I.D. ± 0.031 [± 0.79]			STANDARD	OPTIONAL	
HL011	0.469	1.750	0.375	0.188	0.094	1.187	02	-	101, 204, 301
NHL011	[11.91]	[44.45]	[9.53]	[4.76]	[2.38]				
HL012	0.406	1.750	0.313	0.188	0.094	1.187	05	14	101, 204, 301
NHL012	[10.32]	[44.45]	[7.94]	[4.76]	[2.38]				
HL015	0.563	1.500	0.438	0.313	0.094	0.937	02	14	101, 203, 301
NHL015	[14.29]	[38.10]	[11.11]	[7.94]	[2.38]				
HL020	0.563	2.000	0.438	0.313	0.094	1.437	02	14	101, 203, 301
NHL020	[14.29]	[50.8]	[11.11]	[7.94]	[2.38]				
HL025	0.688	2.000	0.563	0.313	0.094	1.312	06	15	101, 203, 301
NHL025	[17.46]	[50.8]	[14.29]	[7.94]	[2.38]				
HL026	0.563	3.000	0.438	0.313	0.094	2.437	02	14	101, 203, 301
NHL026	[14.29]	[76.2]	[11.11]	[7.94]	[2.38]				
HL050	0.688	4.000	0.563	0.313	0.094	3.312	06	15	101, 203, 301
NHL050	[17.46]	[101.6]	[14.29]	[7.94]	[2.38]				
HL051	0.906	3.500	0.750	0.500	0.125	2.75	06	15	102, 206, 303
NHL051	[23.02]	[88.9]	[19.05]	[12.70]	[3.18]				
HL060	0.906	4.000	0.750	0.500	0.125	3.250	06	15	102, 206, 303
NHL060	[23.02]	[101.6]	[19.05]	[12.70]	[3.18]				
HL065	0.906	4.500	0.750	0.500	0.125	3.750	06	15	102, 206, 303
NHL065	[23.02]	[114.3]	[19.05]	[12.70]	[3.18]				
HL080	1.313	4.000	1.125	0.750	0.219	2.812	07	15	103, 205, 303
NHL080	[33.34]	[101.6]	[28.58]	[19.05]	[5.56]				
HL100	0.906	6.500	0.750	0.500	0.125	5.750	06	15	102, 206, 303
NHL100	[23.02]	[165.1]	[19.05]	[12.70]	[3.18]				
HL120	1.313	6.000	1.125	0.750	0.219	4.812	07	15	103, 205, 303
NHL120	[33.34]	[152.4]	[28.58]	[19.05]	[5.56]				
HL130	1.313	6.500	1.125	0.750	0.219	5.312	07	15	103, 205, 303
NHL130	[33.34]	[165.1]	[28.58]	[19.05]	[5.56]				
HL160	1.313	8.000	1.125	0.750	0.219	6.812	07	15	103, 205, 303
NHL160	[33.34]	[203.2]	[28.58]	[19.05]	[5.56]				
HL175	1.313	8.500	1.125	0.750	0.219	7.312	07	15	103, 205, 303
NHL175	[33.34]	[215.9]	[28.58]	[19.05]	[5.56]				
HL225	1.313	10.500	1.125	0.750	0.219	9.312	07	15	103, 205, 303
NHL225	[33.34]	[266.7]	[28.58]	[19.05]	[5.56]				

Note

⁽¹⁾ Brackets are available for mounting HL series resistors - see Mounting Hardware section.

TERMINAL DIMENSIONS



TERMINAL FINISH

“E” Finish - 100 % Sn coated steel. “Z” Finish - 60/40 SnPb coated steel. “N” Finish - Nickel coated steel. Finish for terminal style 14 and 15 limited to nickel plated steel (N).

DIMENSION	TERMINAL STYLE					
	02	05	06	07	14	15
A	0.188 [4.76]	0.188 [4.76]	0.250 [6.35]	0.375 [9.53]	0.188 [4.76]	0.250 [6.35]
B	0.406 [10.32]	0.438 [11.11]	0.563 [14.29]	0.625 [15.88]	0.563 [14.29]	0.594 [15.08]
C	0.093 [2.36]	0.104 [2.64]	0.166 [4.22]	0.173 [4.39]	0.050 [1.27]	0.065 [1.65]
D	0.020 [0.51]	0.020 [0.51]	0.020 [0.51]	0.020 [0.51]	0.020 [0.51]	0.031 [0.79]



MOUNTING HARDWARE

Mounting hardware is available for HL resistors, see HL Brackets and Sliders datasheet for more information: www.vishay.com/doc?30279

Table with 3 columns: PARAMETER, UNIT, HL, NHL RESISTOR CHARACTERISTICS. Rows include Temperature Coefficient, Short Time Overload, Dielectric Withstanding Voltage, Maximum Working Voltage, Insulation Resistance, and Operating Temperature Range.

MATERIAL SPECIFICATIONS

Element: Copper-nickel alloy of nickel-chrome alloy, depending on resistance value

Core: Ceramic, steatite

Coating: Special high temperature silicone

Standard Terminals: Model "E" terminals are tinned steel

Terminal Bands: Steel

Part Marking: Vishay Dale, model, wattage, value, tolerance, date code

NHL NON-INDUCTIVE

Models of equivalent physical and electrical specifications are available with non-inductive (Ayrton-Perry) winding. They are identified by adding the letter N to the front of the HL type designation (NHL225 for example).

DERATING

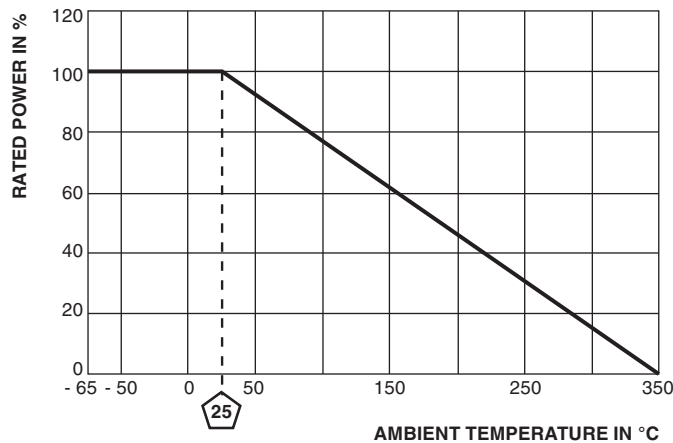


Table with 3 columns: TEST, CONDITIONS OF TEST, TEST LIMITS. Rows include Thermal Shock, Short Time Overload, Dielectric Withstanding Voltage, Low Temperature Storage, High Temperature Exposure, Humidity, Load Life, Moisture Resistance, Shock, Specified Pulse, and Vibration, High Frequency.



Disclaimer

ALL PRODUCT, PRODUCT SPECIFICATIONS AND DATA ARE SUBJECT TO CHANGE WITHOUT NOTICE TO IMPROVE RELIABILITY, FUNCTION OR DESIGN OR OTHERWISE.

Vishay Intertechnology, Inc., its affiliates, agents, and employees, and all persons acting on its or their behalf (collectively, "Vishay"), disclaim any and all liability for any errors, inaccuracies or incompleteness contained in any datasheet or in any other disclosure relating to any product.

Vishay makes no warranty, representation or guarantee regarding the suitability of the products for any particular purpose or the continuing production of any product. To the maximum extent permitted by applicable law, Vishay disclaims (i) any and all liability arising out of the application or use of any product, (ii) any and all liability, including without limitation special, consequential or incidental damages, and (iii) any and all implied warranties, including warranties of fitness for particular purpose, non-infringement and merchantability.

Statements regarding the suitability of products for certain types of applications are based on Vishay's knowledge of typical requirements that are often placed on Vishay products in generic applications. Such statements are not binding statements about the suitability of products for a particular application. It is the customer's responsibility to validate that a particular product with the properties described in the product specification is suitable for use in a particular application. Parameters provided in datasheets and/or specifications may vary in different applications and performance may vary over time. All operating parameters, including typical parameters, must be validated for each customer application by the customer's technical experts. Product specifications do not expand or otherwise modify Vishay's terms and conditions of purchase, including but not limited to the warranty expressed therein.

Except as expressly indicated in writing, Vishay products are not designed for use in medical, life-saving, or life-sustaining applications or for any other application in which the failure of the Vishay product could result in personal injury or death. Customers using or selling Vishay products not expressly indicated for use in such applications do so at their own risk. Please contact authorized Vishay personnel to obtain written terms and conditions regarding products designed for such applications.

No license, express or implied, by estoppel or otherwise, to any intellectual property rights is granted by this document or by any conduct of Vishay. Product names and markings noted herein may be trademarks of their respective owners.

Material Category Policy

Vishay Intertechnology, Inc. hereby certifies that all its products that are identified as RoHS-Compliant fulfill the definitions and restrictions defined under Directive 2011/65/EU of The European Parliament and of the Council of June 8, 2011 on the restriction of the use of certain hazardous substances in electrical and electronic equipment (EEE) - recast, unless otherwise specified as non-compliant.

Please note that some Vishay documentation may still make reference to RoHS Directive 2002/95/EC. We confirm that all the products identified as being compliant to Directive 2002/95/EC conform to Directive 2011/65/EU.

Vishay Intertechnology, Inc. hereby certifies that all its products that are identified as Halogen-Free follow Halogen-Free requirements as per JEDEC JS709A standards. Please note that some Vishay documentation may still make reference to the IEC 61249-2-21 definition. We confirm that all the products identified as being compliant to IEC 61249-2-21 conform to JEDEC JS709A standards.

Mouser Electronics

Authorized Distributor

Click to View Pricing, Inventory, Delivery & Lifecycle Information:

Vishay:

[HL01205Z30R00JJ](#) [HL02506Z2K000JJ](#) [HL10006Z2K500JJ](#) [HL10006Z4R000JJ](#) [HL10006Z6R000JJ](#)
[HL10006Z2K000JJ](#) [HL05006Z75R00JJ](#) [HL05006Z30R00JJ](#) [HL10006Z5R000JJ](#) [HL05006Z790R0JJ](#)
[HL05006Z7R500JJ](#) [HL05006Z750R0JJ](#) [HL10006Z20K00JJ](#) [HL10006Z25K00JJ](#) [NHL02002Z2R000JJ](#)
[HL10006Z150K0JJ](#) [HL17507Z8K000JJ](#) [HL05006Z2R000JJ](#) [HL05006Z200R0JJ](#) [HL05006Z220R0JJ](#)
[HL05006Z250R0JJ](#) [HL02506Z5K000JJ](#) [HL10006Z1R000JJ](#) [HL10006Z100R0JJ](#) [HL02506Z5K000JJ](#)
[HL10006Z7R500JJ](#) [HL02506Z300R0JJ](#) [HL02506Z3R000JJ](#) [HL10006Z220R0JJ](#) [HL10006Z6R500JJ](#)
[HL05006Z150R0JJ](#) [HL10006Z400R0JJ](#) [HL02506Z500R0JJ](#) [HL10006Z1K000JJ](#) [HL10006Z50R00JJ](#)
[HL10006Z25R00JJ](#) [HL10006Z20R00JJ](#) [HL01205Z75R00JJ](#) [HL01205Z50R00JJ](#) [NHL20-02Z 20 5%](#)
[HL01205Z400R0JJ](#) [HL05006Z20K00JJ](#) [HL05006Z100K0JJ](#) [HL17507Z15R00JJ](#) [HL05006Z2K500JJ](#)
[HL05006Z2K000JJ](#) [HL01205Z4R000JJ](#) [HL05006Z25K00JJ](#) [HL01205Z50K00JJ](#) [HL02506Z1K000JJ](#)
[HL10006Z3K000JJ](#) [HL01205Z1K000JJ](#) [HL01205Z3K000JJ](#) [HL02506Z25K00JJ](#) [HL05006Z15K00JJ](#)
[HL01205Z300R0JJ](#) [HL01205Z330R0JJ](#) [HL01205Z750R0JJ](#) [HL10006Z7K500JJ](#) [NHL22507Z56R00JJ](#)
[HL05006Z40K00JJ](#) [HL05006Z1K000JJ](#) [HL02506Z4R000JJ](#) [HL02506Z3K000JJ](#) [HL01205Z7K500JJ](#)
[HL02506Z15K00JJ](#) [HL02506Z10K00JJ](#) [BRACKET 203](#) [HL01205Z500R0JJ](#) [HL01205Z5R000JJ](#) [HL05006Z7K500JJ](#)
[HL10006Z100K0JJ](#) [NHL05006Z50R00JJ](#) [HL01205Z5K000JJ](#) [HL10006Z200R0JJ](#) [HL10006Z250R0JJ](#)
[HL01205Z20K00JJ](#) [HL02506Z100K0JJ](#) [HL02506Z400R0JJ](#) [HL01205Z20R00JJ](#) [HL10006Z500R0JJ](#)
[HL05006Z3R000JJ](#) [HL01205Z2R000JJ](#) [HL01205Z220R0JJ](#) [HL01205Z250R0JJ](#) [HL02506Z1K500JJ](#)
[HL10006Z10K00JJ](#) [HL10006Z15K00JJ](#) [HL01205Z150R0JJ](#) [HL16004Z3K800FJ](#) [HL02506Z2R700JJ](#)
[NHL05006Z400R0JJ](#) [HL05006Z470R0JJ](#) [HL05006Z680R0JJ](#) [NHL22507Z16R60FJ](#) [NHL22507Z17R20FJ](#)
[NHL22507Z9R180FJ](#) [HL25-06Z 750 5%](#) [HL05006ZR2000KJ](#) [NHL02002Z20R00JJ](#)