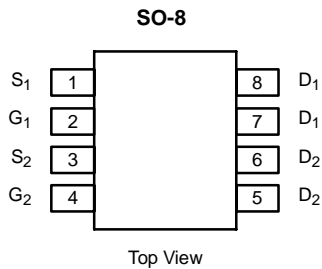




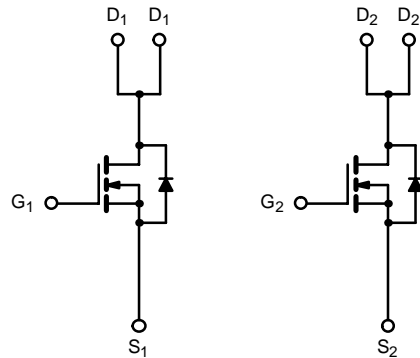
Dual N-Channel 2.5-V (G-S) MOSFET

2.5-V Rated

PRODUCT SUMMARY		
V _{DS} (V)	r _{DS(on)} (Ω)	I _D (A)
20	0.05 @ V _{GS} = 4.5 V	5.0
	0.06 @ V _{GS} = 3.0 V	4.2
	0.08 @ V _{GS} = 2.5 V	3.6



Ordering Information: Si9925DY
Si9925DY-T1 (with Tape and Reel)



N-Channel MOSFET

N-Channel MOSFET

ABSOLUTE MAXIMUM RATINGS (T _A = 25 °C UNLESS OTHERWISE NOTED)				
Parameter		Symbol	Limit	Unit
Drain-Source Voltage		V _{DS}	20	V
Gate-Source Voltage		V _{GS}	± 12	
Continuous Drain Current (T _J = 150 °C) ^a	T _A = 25 °C	I _D	5.0	A
	T _A = 70 °C		4.0	
Pulsed Drain Current		I _{DM}	48	
Continuous Source Current (Diode Conduction) ^a		I _S	1.7	
Maximum Power Dissipation ^a	T _A = 25 °C	P _D	2	W
	T _A = 70 °C		1.3	
Operating Junction and Storage Temperature Range		T _J , T _{stg}	-55 to 150	°C

THERMAL RESISTANCE RATINGS			
Parameter	Symbol	Limit	Unit
Maximum Junction-to-Ambient ^a	R _{thJA}	62.5	°C/W

Notes

a. Surface Mounted on FR4 Board, t ≤ 10 sec.

For SPICE model information via the Worldwide Web: <http://www.vishay.com/www/product/spice.htm>

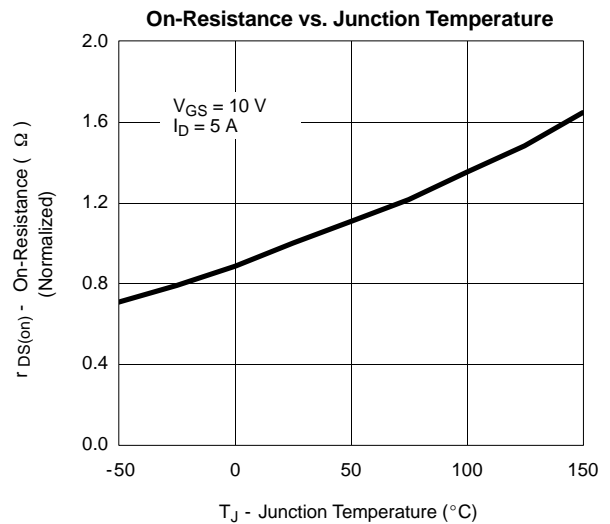
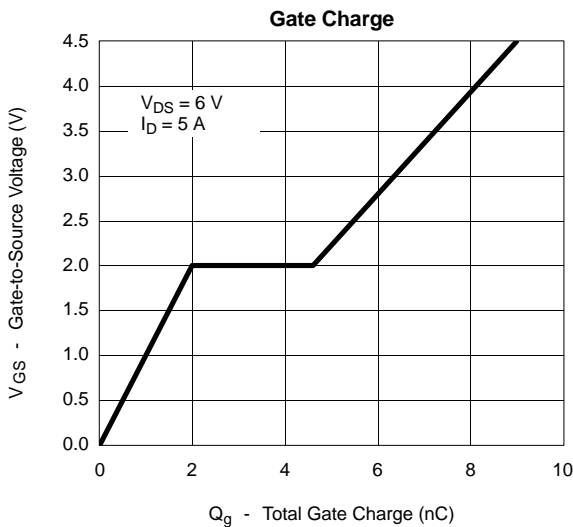
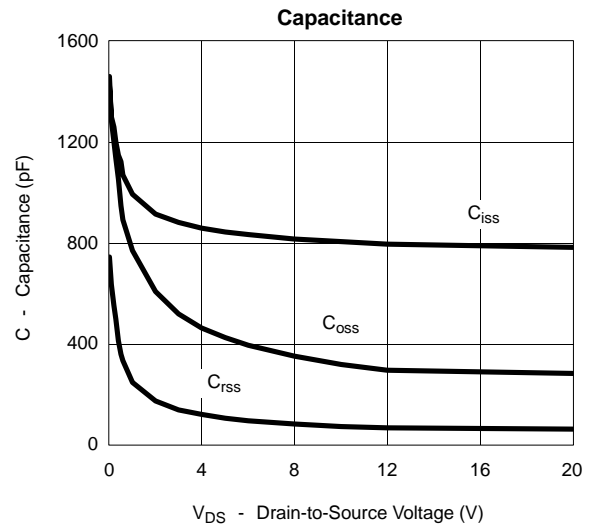
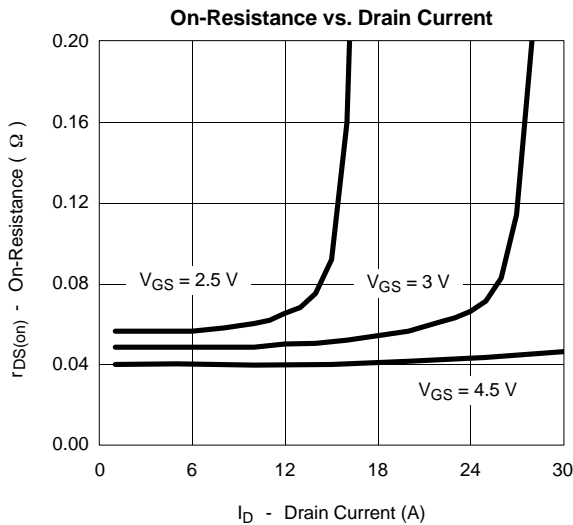
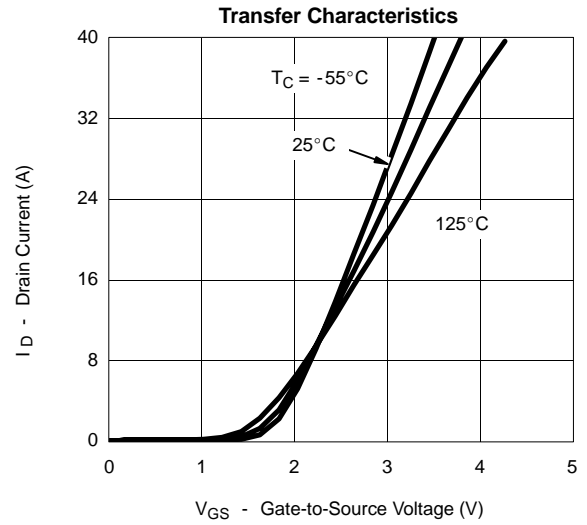
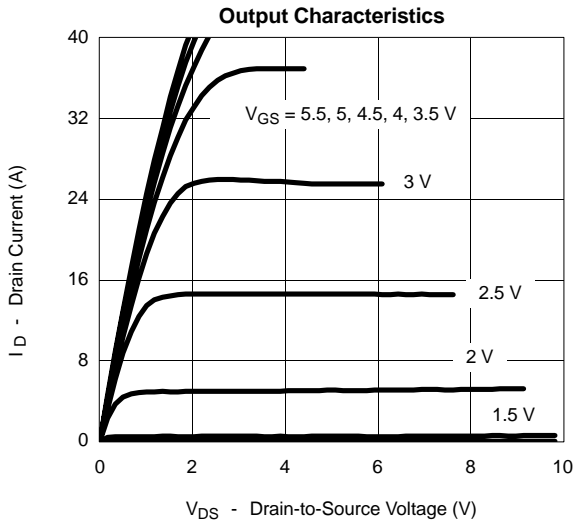
Specifications ($T_J = 25^\circ\text{C}$ Unless Otherwise Noted)						
Parameter	Symbol	Test Condition	Min	Typ ^a	Max	Unit
Static						
Gate Threshold Voltage	$V_{GS(th)}$	$V_{DS} = V_{GS}, I_D = 250 \mu\text{A}$	0.8			V
Gate-Body Leakage	I_{GSS}	$V_{DS} = 0 \text{ V}, V_{GS} = \pm 12 \text{ V}$			± 100	nA
Zero Gate Voltage Drain Current	I_{DSS}	$V_{DS} = 10 \text{ V}, V_{GS} = 0 \text{ V}$			1	μA
		$V_{DS} = 16 \text{ V}, V_{GS} = 0 \text{ V}, T_J = 70^\circ\text{C}$			5	
On-State Drain Current ^b	$I_{D(on)}$	$V_{DS} \geq 5 \text{ V}, V_{GS} = 5 \text{ V}$	30			A
Drain-Source On-State Resistance ^b	$r_{DS(on)}$	$V_{GS} = 7.2 \text{ V}, I_D = 5.0 \text{ A}$	0.025	0.038	0.045	Ω
		$V_{GS} = 4.5 \text{ V}, I_D = 5.0 \text{ A}$		0.041	0.05	
		$V_{GS} = 3.0 \text{ V}, I_D = 3.9 \text{ A}$		0.050	0.06	
		$V_{GS} = 2.5 \text{ V}, I_D = 1 \text{ A}$		0.062	0.08	
Forward Transconductance ^b	g_{fs}	$V_{DS} = 10 \text{ V}, I_D = 5.0 \text{ A}$		14		S
Diode Forward Voltage ^b	V_{SD}	$I_S = 5.0 \text{ A}, V_{GS} = 0 \text{ V}$		0.81	1.2	V
Dynamic^a						
Total Gate Charge	Q_g	$V_{DS} = 6 \text{ V}, V_{GS} = 4.5 \text{ V}, I_D = 5.0 \text{ A}$		9	20	nC
Gate-Source Charge	Q_{gs}		2			
Gate-Drain Charge	Q_{gd}		2.6			
Gate Resistance	R_g		1		2.9	Ω
Turn-On Delay Time	$t_{d(on)}$	$V_{DD} = 6 \text{ V}, R_L = 6 \Omega$ $I_D \cong 1 \text{ A}, V_{GEN} = 4.5 \text{ V}, R_G = 6 \Omega$		14	40	ns
Rise Time	t_r			13	30	
Turn-Off Delay Time	$t_{d(off)}$			35	60	
Fall Time	t_f			9	30	
Source-Drain Reverse Recovery Time	t_{rr}	$I_F = 5.0 \text{ A}, di/dt = 100 \text{ A}/\mu\text{s}$		60	150	

Notes

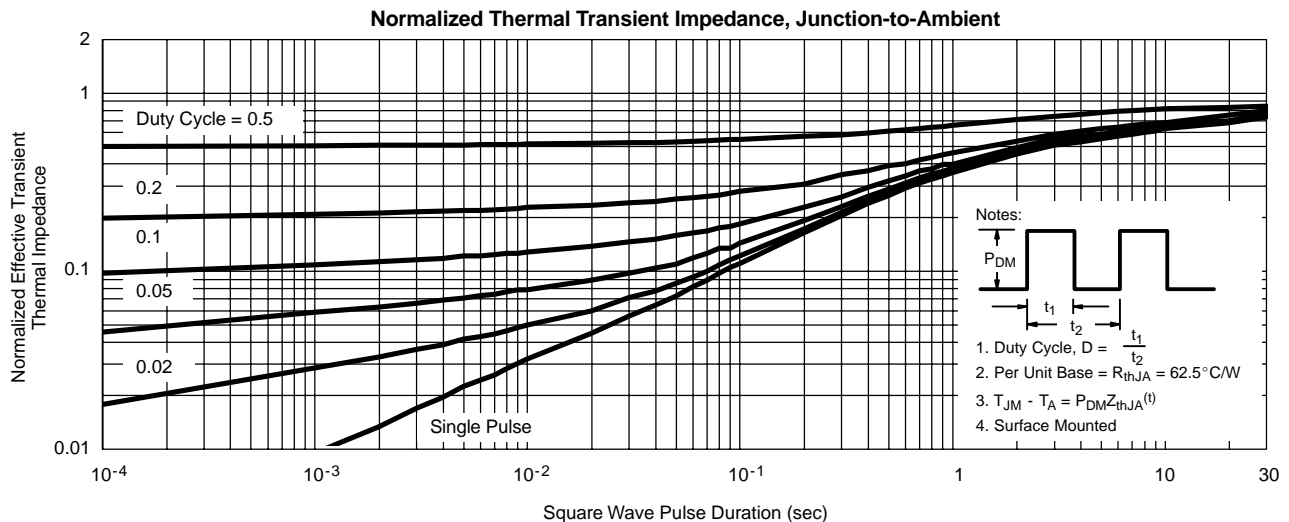
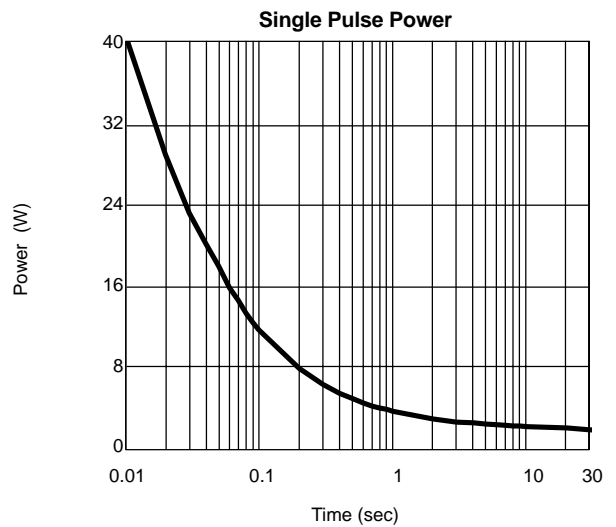
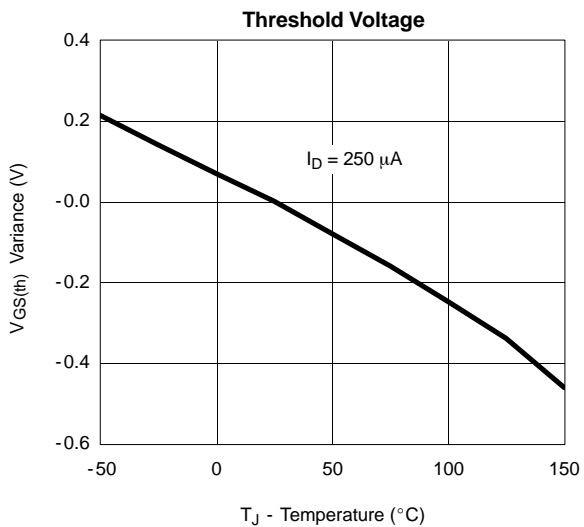
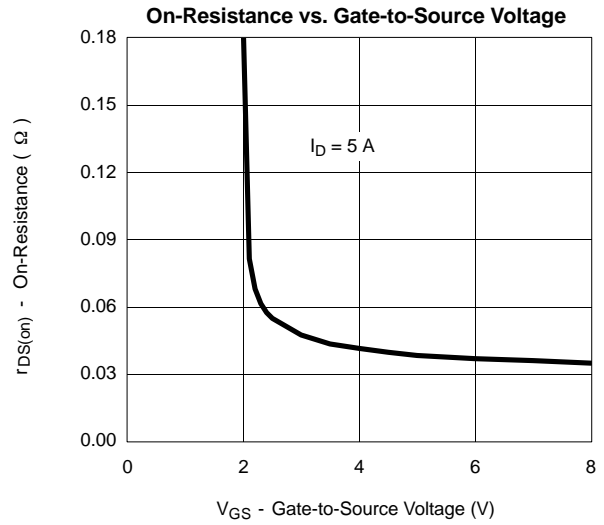
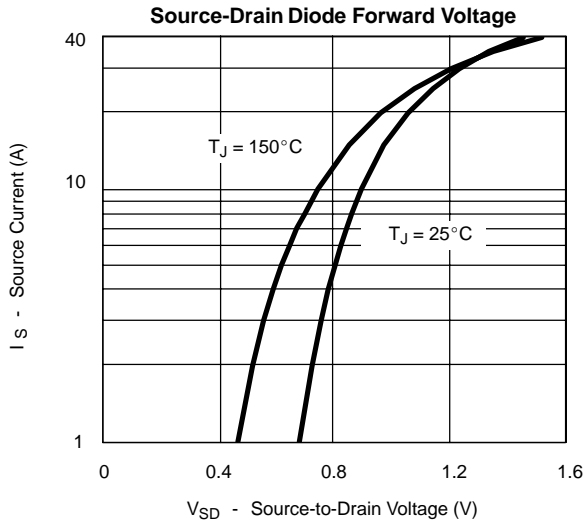
- a. Guaranteed by design, not subject to production testing.
b. Pulse test; pulse width $\leq 300 \mu\text{s}$, duty cycle $\leq 2\%$.



TYPICAL CHARACTERISTICS (25°C UNLESS NOTED)



TYPICAL CHARACTERISTICS (25 °C UNLESS NOTED)





Disclaimer

All product specifications and data are subject to change without notice.

Vishay Intertechnology, Inc., its affiliates, agents, and employees, and all persons acting on its or their behalf (collectively, "Vishay"), disclaim any and all liability for any errors, inaccuracies or incompleteness contained herein or in any other disclosure relating to any product.

Vishay disclaims any and all liability arising out of the use or application of any product described herein or of any information provided herein to the maximum extent permitted by law. The product specifications do not expand or otherwise modify Vishay's terms and conditions of purchase, including but not limited to the warranty expressed therein, which apply to these products.

No license, express or implied, by estoppel or otherwise, to any intellectual property rights is granted by this document or by any conduct of Vishay.

The products shown herein are not designed for use in medical, life-saving, or life-sustaining applications unless otherwise expressly indicated. Customers using or selling Vishay products not expressly indicated for use in such applications do so entirely at their own risk and agree to fully indemnify Vishay for any damages arising or resulting from such use or sale. Please contact authorized Vishay personnel to obtain written terms and conditions regarding products designed for such applications.

Product names and markings noted herein may be trademarks of their respective owners.