

1/4" Round (6.35mm) Single Turn Cermet Trimmer



FEATURES

- Rotor and Body Material Flame Retardent
- Solder Plated Terminals for Good Solderability
- Swaged Terminal Pins
- Multifinger Wiper for Better Contact Resistance
- Low Profile Body
- Graduations for Easier Setting
- "O" Ring Seal for Solvent and Aqueous Washing
- Available in Three Pin Styles and Top or Side Adjustment
- Ability to Withstand Immersion Cleaning Processes

The Model 75 offers a range of features to meet today's demanding reliability standards. Environmental and performance testing to MIL-STD-202 and MIL-R-22097 ensures high quality levels are maintained. This very competitive product, which exhibits excellent setability and stability characteristics, is available in three standard pin styles for top or side adjust and resistance range between 10 ohms - 2 Megohms with a tolerance of $\pm 10\%$.

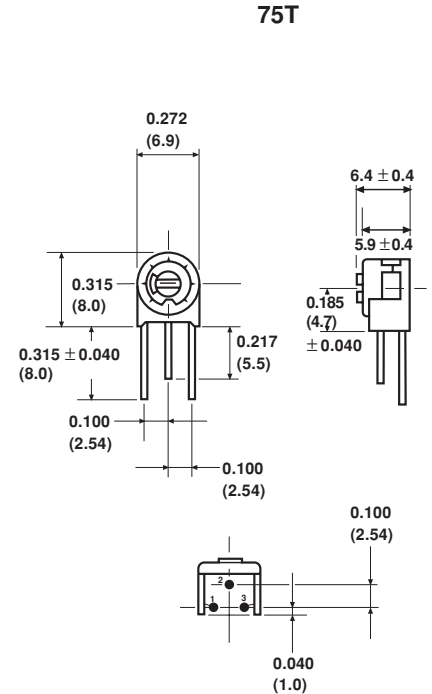
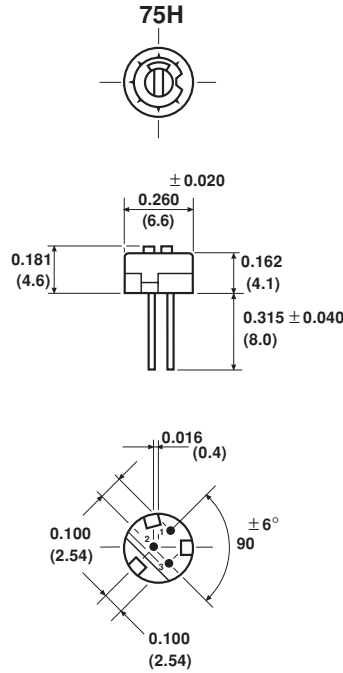
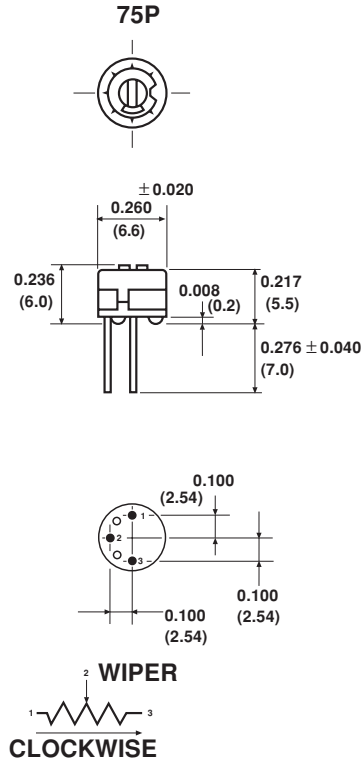
ELECTRICAL SPECIFICATIONS	
PARAMETER	
Effective Travel	240° nominal
Resistance Range	10 Ω to 2M Ω
Resistance Tolerance	$\pm 10\%$
End Resistance	2 Ω maximum
Temperature Coefficient of Resistance	$\pm 100\text{ppm}/^\circ\text{C}$
Power Rating	0.5 watts @ 125°C derated linearly to zero watts @ 150°C Maximum voltage not to exceed 300V
Dielectric Withstanding Voltage	600VAC @ sea level/250 @ 80,000ft
Insulation Resistance	1000M Ω minimum (@ 500VDC)
Contact Resistance Variation	3% or 3 Ω , whichever is greater
Maximum Wiper Current	100mA

MECHANICAL SPECIFICATIONS	
PARAMETER	
Stop	Solid
Angle	260° nominal
Torque	200mNm maximum
Resistance Element	Cermet

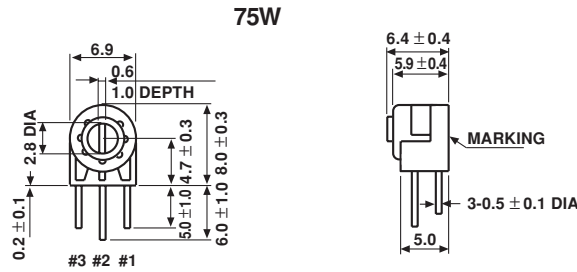
ORDERING INFORMATION		
75 MODEL	P TERMINAL STYLE	XXX EIA RESISTANCE VALUE
P, H, T, W		
Example: 75 - P - XXX		



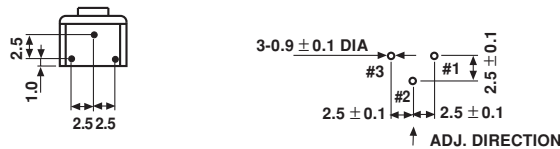
DIMENSIONS in inches (millimeters)



TOLERANCE ±0.012 (0.3) EXCEPT WHERE NOTED



RECOMMEND MOUNTING HOLES



ENVIRONMENTAL SPECIFICATIONS			
PARAMETER		MAX R	CHANGE $\frac{V_{AB}}{V_{AC}}$
Temperature Range	- 55°C to + 150°C	± 2%	± 1%
Vibration (1% ΔTR; 1% ΔVR)	30g	± 1%	± 1%
Electrical Endurance	1000 Hours	± 3%	± 2%
Damp Heat Steady State	96 Hours	± 3%	—
Mechanical Life	200 Cycles	± 4%	—
Sealing	1 min @ 85°C	± 1%	—

RESISTANCE VALUES	
Ohms	10R, 20R, 50R, 100R, 200R, 500R, 1K, 2K, 5K, 10K, 20K, 25K, 50K, 100K, 200K, 250K, 500K, 1M, 2M

MARKING	
Unit Identification	Manufacture's name and model number, resistance value, tolerance, date code and terminal identification