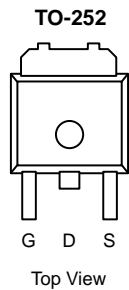




N-Channel 60-V (D-S), 175 °C MOSFET, Logic Level

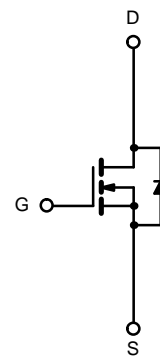
PRODUCT SUMMARY		
V _{DS} (V)	r _{DS(on)} (Ω)	I _D (A)
60	0.035 @ V _{GS} = 10 V	25
	0.045 @ V _{GS} = 4.5 V	22

175 °C Rated
Maximum Junction Temperature
TrenchFET[®]
Power MOSFETs



Drain Connected to Tab

Order Number:
SUD25N06-45L



ABSOLUTE MAXIMUM RATINGS (T _C = 25 °C UNLESS OTHERWISE NOTED)				
Parameter		Symbol	Limit	Unit
Drain-Source Voltage		V _{DS}	60	V
Gate-Source Voltage		V _{GS}	± 20	
Continuous Drain Current (T _J = 175 °C)	T _C = 25 °C	I _D	25	A
	T _C = 100 °C		16	
Pulsed Drain Current		I _{DM}	30	
Continuous Source Current (Diode Conduction)		I _S	25	
Avalanche Current		I _{AR}	25	mJ
Repetitive Avalanche Energy (Duty Cycle ≤ 1%)	L = 0.1 mH	E _{AR}	31	
Maximum Power Dissipation	T _C = 25 °C	P _D	50	W
	T _A = 25 °C		2.5 ^a	
Operating Junction and Storage Temperature Range		T _J , T _{stg}	-55 to 175	°C

THERMAL RESISTANCE RATINGS			
Parameter	Symbol	Limit	Unit
Maximum Junction-to-Ambient ^a	R _{thJA}	60	°C/W
Maximum Junction-to-Case	R _{thJC}	3.0	

Notes:

a. Surface mounted on 1" x 1" FR4 Board.

For SPICE model information via the Worldwide Web: <http://www.vishay.com/www/product/spice.htm>



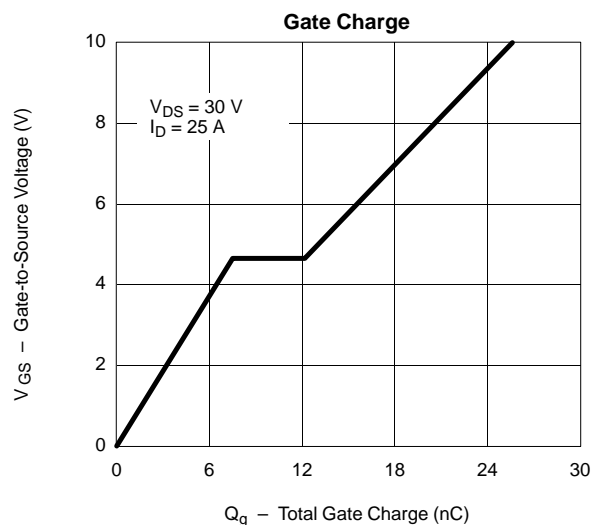
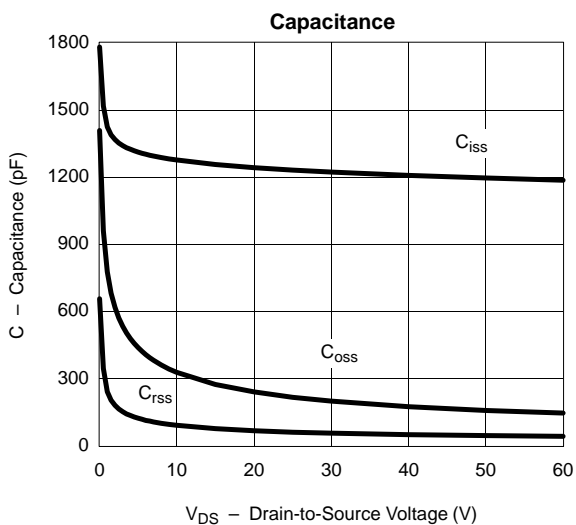
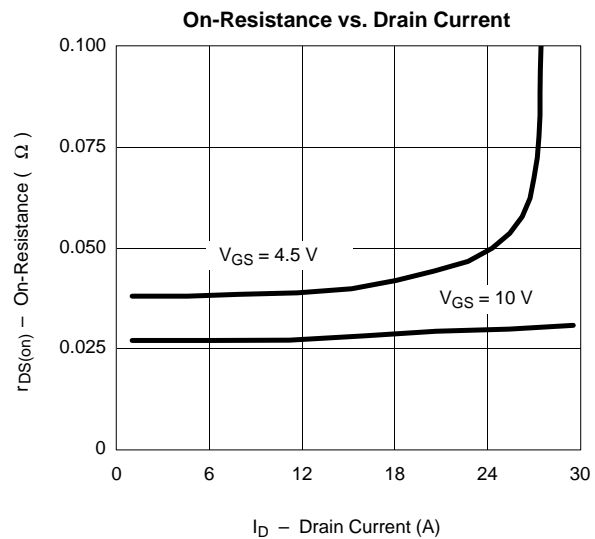
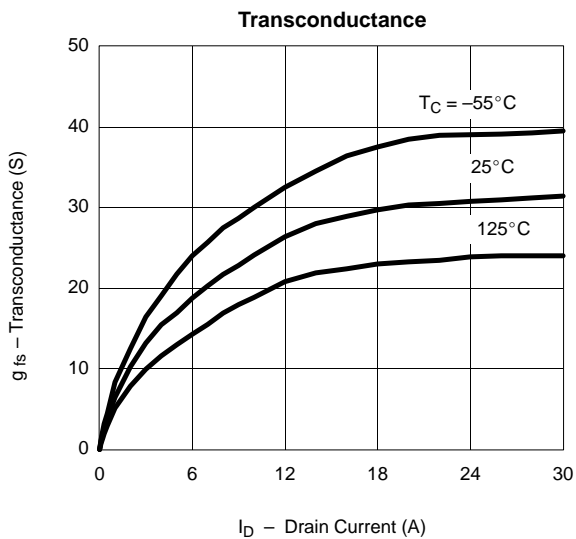
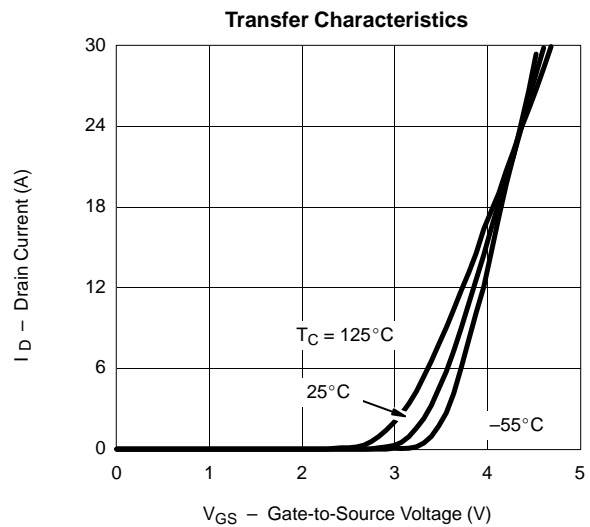
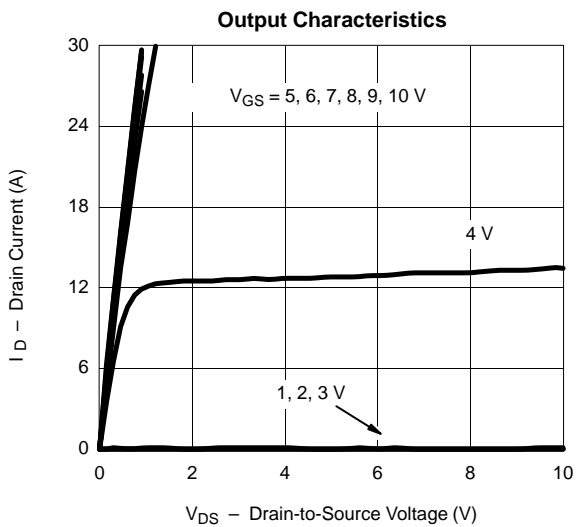
SPECIFICATIONS (T _J = 25 °C UNLESS OTHERWISE NOTED)						
Parameter	Symbol	Test Condition	Min	Typ ^a	Max	Unit
Static						
Drain-Source Breakdown Voltage	V _{(BR)DSS}	V _{GS} = 0 V, I _D = 250 μA	60			V
Gate Threshold Voltage	V _{GS(th)}	V _{DS} = V _{GS} , I _D = 250 μA	1.0		3.0	
Gate-Body Leakage	I _{GSS}	V _{DS} = 0 V, V _{GS} = ±20 V			±100	nA
Zero Gate Voltage Drain Current	I _{DSS}	V _{DS} = 60 V, V _{GS} = 0 V			1	μA
		V _{DS} = 60 V, V _{GS} = 0 V, T _J = 125 °C			50	
		V _{DS} = 60 V, V _{GS} = 0 V, T _J = 175 °C			150	
On-State Drain Current ^b	I _{D(on)}	V _{DS} = 5 V, V _{GS} = 10V	20			A
Drain-Source On-State Resistance ^b	r _{DS(on)}	V _{GS} = 10 V, I _D = 12 A		0.025	0.035	Ω
		V _{GS} = 10 V, I _D = 12 A, T _J = 125 °C		0.045	0.063	
		V _{GS} = 10 V, I _D = 12 A, T _J = 175 °C		0.058	0.081	
		V _{GS} = 4.5 V, I _D = 12 A		0.036	0.045	
Forward Transconductance ^b	g _{fs}	V _{DS} = 15 V, I _D = 12 A	15	25		S
Dynamic						
Input Capacitance	C _{iss}	V _{GS} = 0 V, V _{DS} = 25 V, f = 1 MHz		1320		pF
Output Capacitance	C _{oss}			210		
Reverse Transfer Capacitance	C _{riss}			56		
Total Gate Charge ^c	Q _g	V _{DS} = 30 V, V _{GS} = 10 V, I _D = 25 A		26	40	nC
Gate-Source Charge ^c	Q _{gs}			7.5		
Gate-Drain Charge ^c	Q _{gd}			4.5		
Turn-On Delay Time ^c	t _{d(on)}	V _{DD} = 30 V, R _L = 1.2 Ω I _D ≅ 25 A, V _{GEN} = 10 V, R _G = 7.5 Ω		10	20	ns
Rise Time ^c	t _r			10	20	
Turn-Off Delay Time ^c	t _{d(off)}			31	45	
Fall Time ^c	t _f			10	20	
Source-Drain Diode Ratings and Characteristics (T_C = 25 °C)^a						
Pulsed Current	I _{SM}				30	A
Diode Forward Voltage	V _{SD}	I _F = 25 A, V _{GS} = 0 V			1.5	V
Reverse Recovery Time	t _{rr}	I _F = 25 A, di/dt = 100 A/μs		60	90	ns
Reverse Recovery Charge	Q _{rr}				0.13	

Notes:

- For design aid only; not subject to production testing.
- Pulse test; pulse width ≤ 300 μs, duty cycle ≤ 2%.
- Independent of operating temperature.

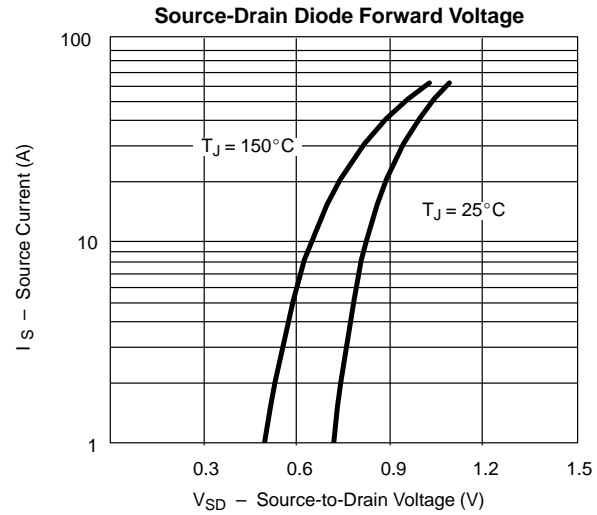
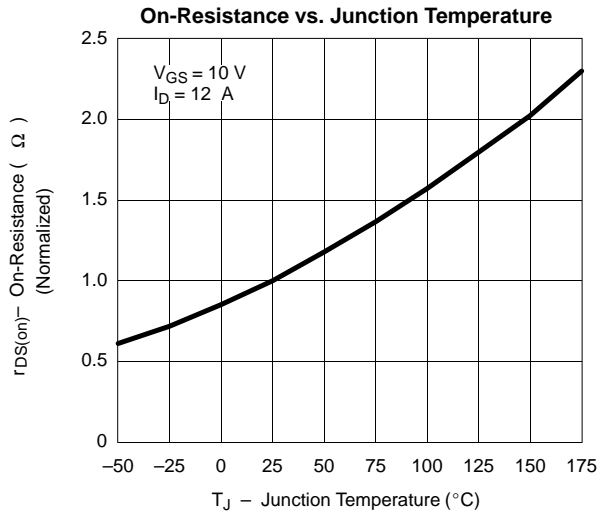


TYPICAL CHARACTERISTICS (25°C UNLESS NOTED)

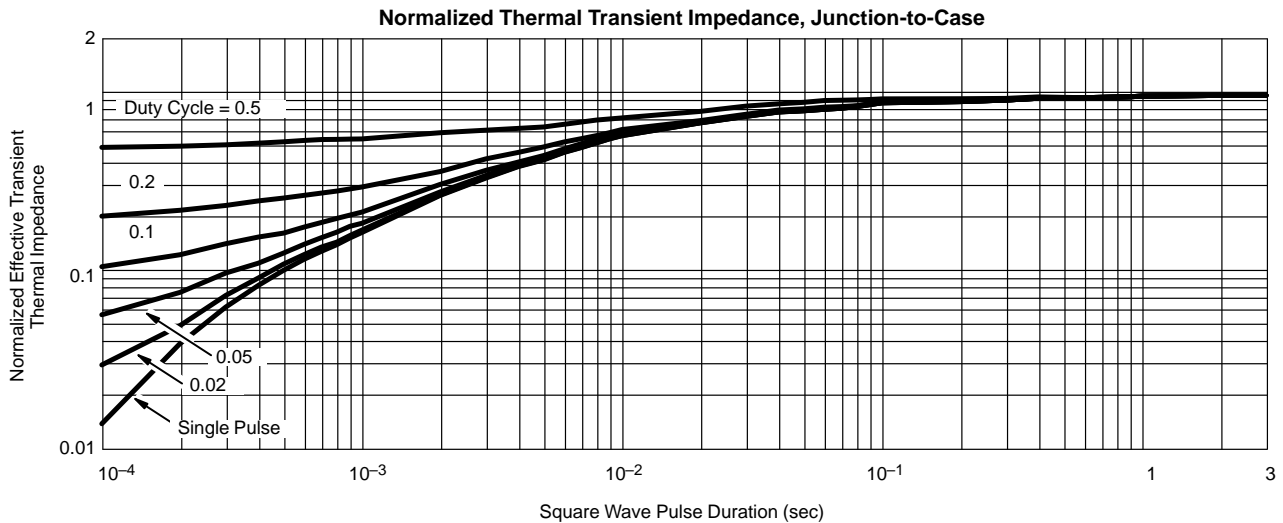
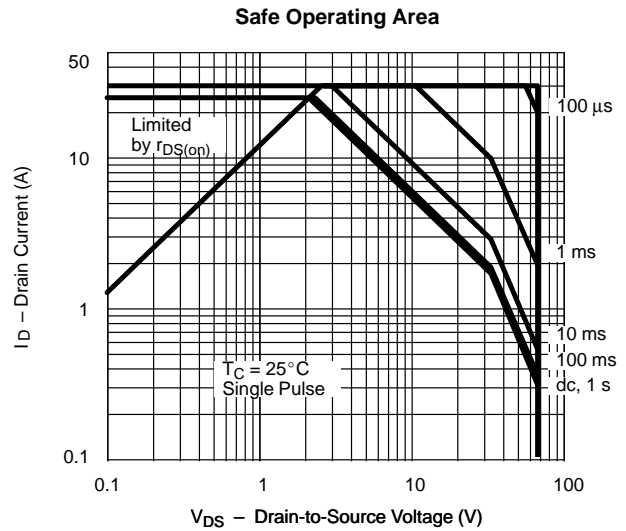
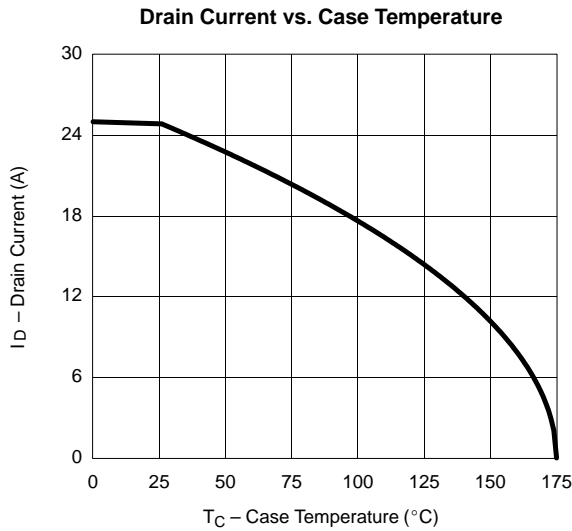




TYPICAL CHARACTERISTICS (25°C UNLESS NOTED)



THERMAL RATINGS





Notice

Specifications of the products displayed herein are subject to change without notice. Vishay Intertechnology, Inc., or anyone on its behalf, assumes no responsibility or liability for any errors or inaccuracies.

Information contained herein is intended to provide a product description only. No license, express or implied, by estoppel or otherwise, to any intellectual property rights is granted by this document. Except as provided in Vishay's terms and conditions of sale for such products, Vishay assumes no liability whatsoever, and disclaims any express or implied warranty, relating to sale and/or use of Vishay products including liability or warranties relating to fitness for a particular purpose, merchantability, or infringement of any patent, copyright, or other intellectual property right.

The products shown herein are not designed for use in medical, life-saving, or life-sustaining applications. Customers using or selling these products for use in such applications do so at their own risk and agree to fully indemnify Vishay for any damages resulting from such improper use or sale.