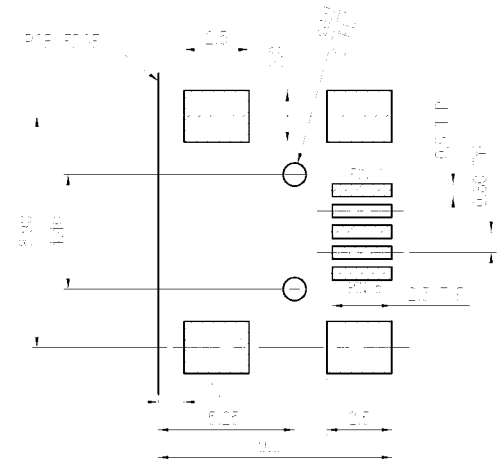
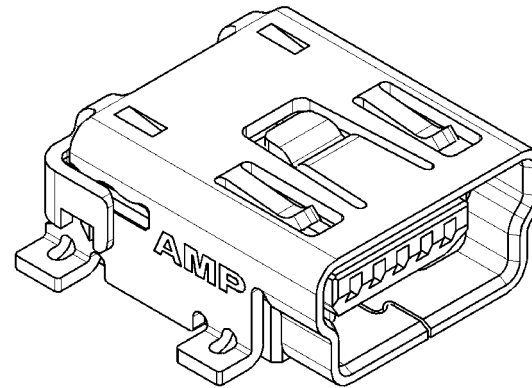
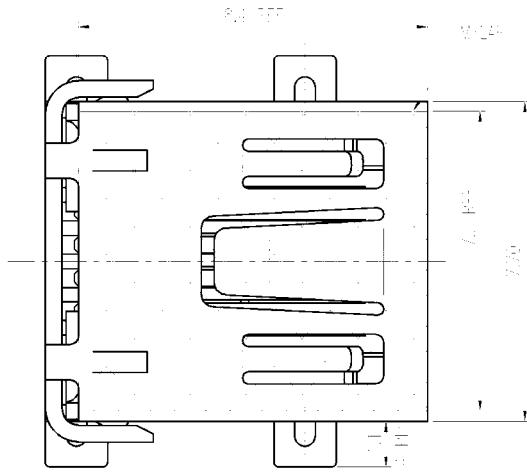


THIS DRAWING IS UNPUBLISHED. RELEASED FOR PUBLICATION
© COPYRIGHT 2011 BY TYCO ELECTRONICS CORPORATION. ALL RIGHTS RESERVED.

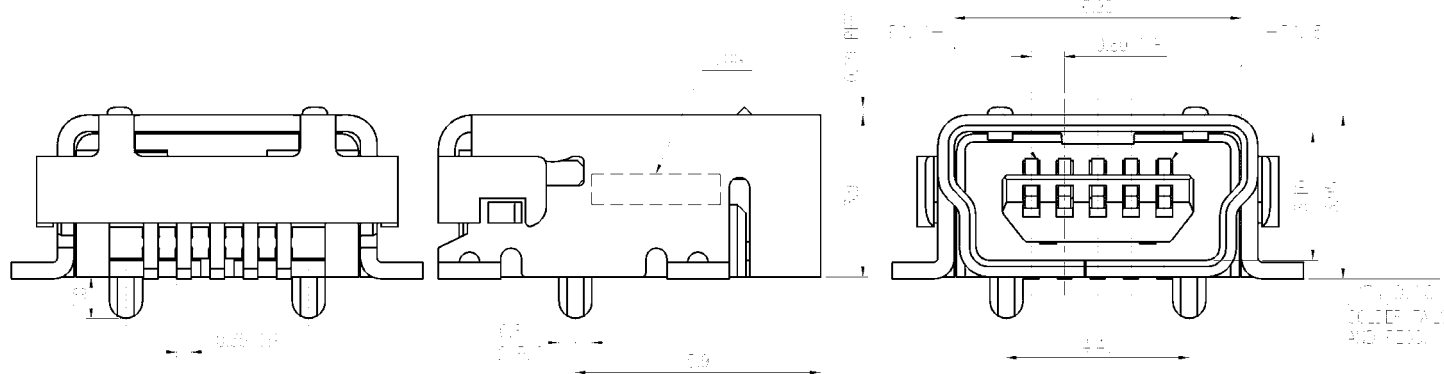
LOC DW
DIST -

REVISIONS

P	LTR	DESCRIPTION	DATE	DWN	APVD
D		REVISED. (ECR-10-024137)	26SEP11	AW	WK



REWORKABLE FOR LOW VOLT APPLICATIONS
REWORKABLE FOR HIGH VOLT APPLICATIONS



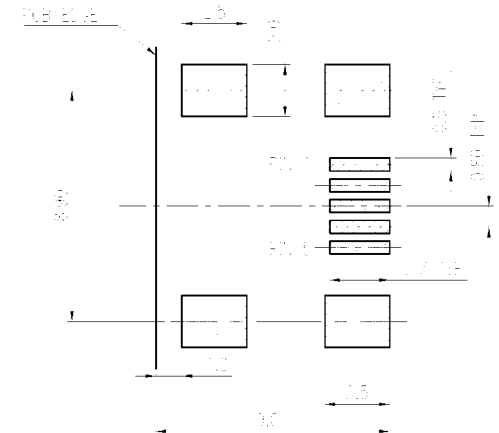
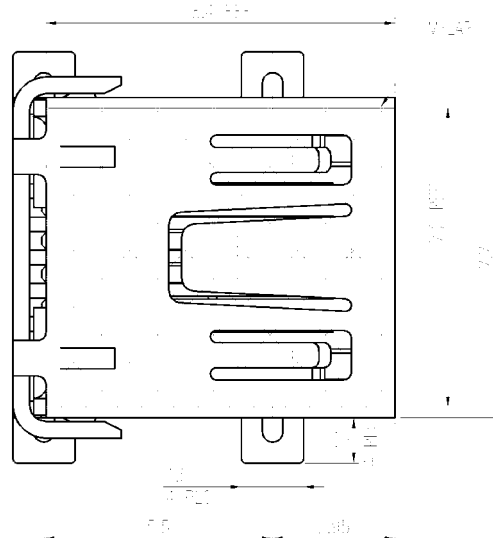
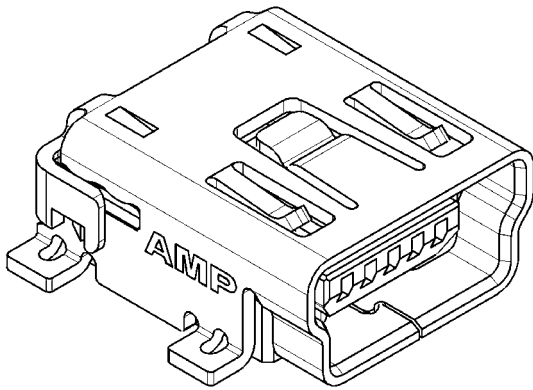
NOTE:

- MATERIAL:
HOUSING: PA9T WITH 33% GF, UL94 V-0, BLACK COLOR.
CONTACTS: PHOSPHOR BRONZE.
SHELL: PHOSPHOR BRONZE.
MYLAR: POLYAMIDE FILM.
- FINISH:
CONTACTS: 0.762µm [30µ"] MIN. GOLD PLATED ON CONTACT AREA,
 - ▲ 2.54µm [100µ"] MIN. MATTE-TIN ON SOLDER TAIL,
 - ▲ 2.54µm [100µ"] MIN. MATTE-TIN ON SOLDER TAIL,
 - ▲ 3.05µm [120µ"] MIN. MATTE-TIN ON SOLDER TAIL,
WITH ENTIRE CONTACT UNDERPLATED 1.27µm [50µ"] MIN. NICKEL.
SHELL: ▲ & ▲ 2.03µm [80µ"] MIN. NICKEL PLATED OVERALL.
▲ 0.76µm [30µ"] MIN. MATTE-TIN OVER 1.27µm [50µ"] MIN. NICKEL.
- NO DATECODE ON PRODUCT SURFACE.
- REFLOW SOLDER CAPABLE TO 260°C PER TEC 109-201, METHOD B, CONDITION B.

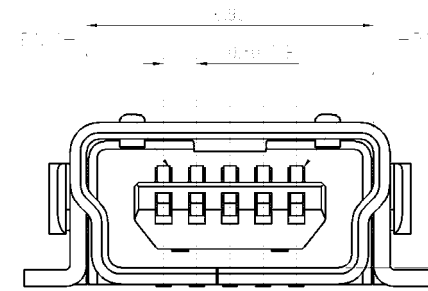
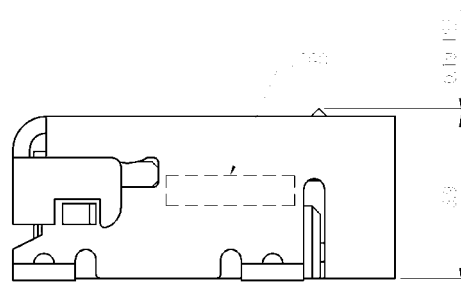
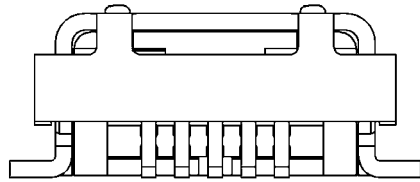
▲	W/O	W/O	TAPE REEL	W/	3-1734035-2
	W/	W/O	TAPE REEL	W/	2-1734035-4
▲	W/O	W/	TAPE REEL	W/	2-1734035-3
	W/O	W/O	TAPE REEL	W/	2-1734035-2
	W/O	N/A	TRAY	W/	2-1734035-1
▲	W/	W/O	TAPE REEL	W/	1734035-4
	W/O	W/	TAPE REEL	W/	1734035-3
	W/O	W/O	TAPE REEL	W/	1734035-2
	W/O	N/A	TRAY	W/	1734035-1
PLATED	MYLAR	LONG CARRIER & COVER TAPE	PACKAGE	POST	PART NUMBER

THIS DRAWING IS A CONTROLLED DOCUMENT.		DWN O. HU 21DEC2007	STE TE Connectivity		
		CHK S. HOU 21DEC2007			
		APVD W. KODAMA 21DEC2007	NAME		
DIMENSIONS: MM		TOLERANCES UNLESS OTHERWISE SPECIFIED:	108-57062		
<ul style="list-style-type: none"> 0 PLC ± 0.38 1 PLC ± 0.25 2 PLC ± 0.13 3 PLC ± 0.05 4 PLC ANGLES ± - ± 3' 		PRODUCT SPEC	501-57070		
MATERIAL		FINISH	QUALIFICATION TEST REPORT	SIZE CAGE CODE DRAWING NO RESTRICTED TO	
SEE NOTE		SEE NOTE	WEIGHT --	A3 00779	C=1734035
CUSTOMER DRAWING			SCALE	SHEET 1 of 4	REV D

P	LTR	DESCRIPTION	DATE	DWN	APVD
		SEE SHEET 1.			



ROUNDWEAVE PCB LAYOUT AND TWO SIDE
 TYPICAL (LEFT AND RIGHT VIEWS)



NOTE:

- 1. MATERIAL:
 HOUSING: PA9T WITH 33% GF, UL94 V-0, BLACK COLOR.
 CONTACTS: PHOSPHOR BRONZE.
 SHELL: PHOSPHOR BRONZE.
 MYLAR: POLYAMIDE FILM.
- 2. FINISH:
 CONTACTS: 0.762 μ m [30 μ "] MIN. GOLD PLATED ON CONTACT AREA,
 2.54 μ m [100 μ "] MIN. MATTE-TIN ON SOLDER TAIL, WITH
 ENTIRE CONTACT UNDERPLATED 1.27 μ m [50 μ "] MIN. NICKEL.
 SHELL: 2.03 μ m [80 μ "] MIN. NICKEL PLATED OVERALL.
- 3. NO DATECODE ON PRODUCT SURFACE.
- 4. REFLOW SOLDER CAPABLE TO 260°C PER TEC-109-201, METHOD B, CONDITION B.

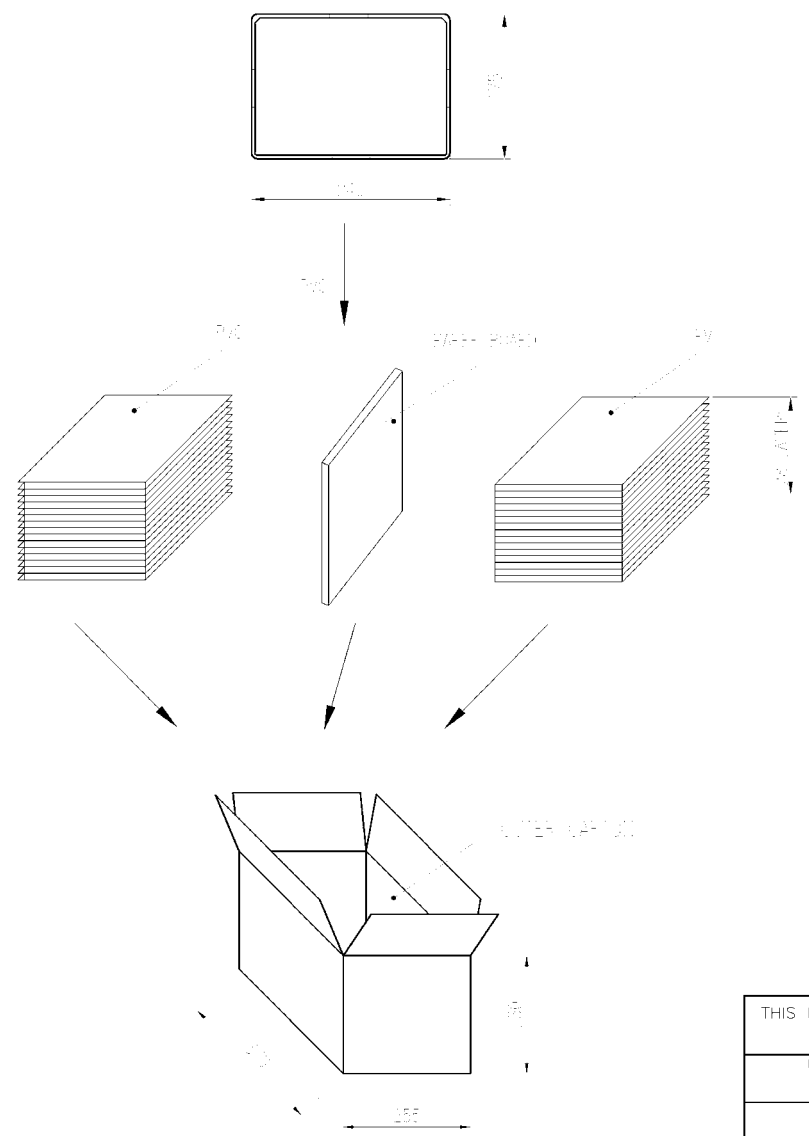
W/	W/O	TAPE REEL	W/O	4-1734035-2
	W/	TAPE REEL	W/O	1-1734035-3
W/O	W/O	TAPE REEL	W/O	1-1734035-2
	N/A	TRAY	W/O	1-1734035-1
MYLAR	LONG CARRIER & COVER TAPE	PACKAGE	POST	PART NUMBER

THIS DRAWING IS A CONTROLLED DOCUMENT.

DIMENSIONS:	TOLERANCES UNLESS OTHERWISE SPECIFIED:	STE TE Connectivity	
MM	0 PLC ± 0.38 1 PLC ± 0.25 2 PLC ± 0.13 3 PLC ± 0.05 4 PLC ± ± 3' ANGLES	NAME	
		MINI USB, R/A, SMT, B TYPE	
MATERIAL	FINISH	SIZE	RESTRICTED TO
SEE NOTE	SEE NOTE	A3 00779 C=1734035	
		CAGE CODE	DRAWING NO
		00779	1734035
		SCALE	SHEET
			2 of 4 REV D

THIS DRAWING IS UNPUBLISHED. RELEASED FOR PUBLICATION
 © COPYRIGHT 2011 BY TYCO ELECTRONICS CORPORATION. ALL RIGHTS RESERVED.

LDC	DIST	REVISIONS					
DW	—	P	LTR	DESCRIPTION	DATE	DWN	APVD
				SEE SHEET 1.			

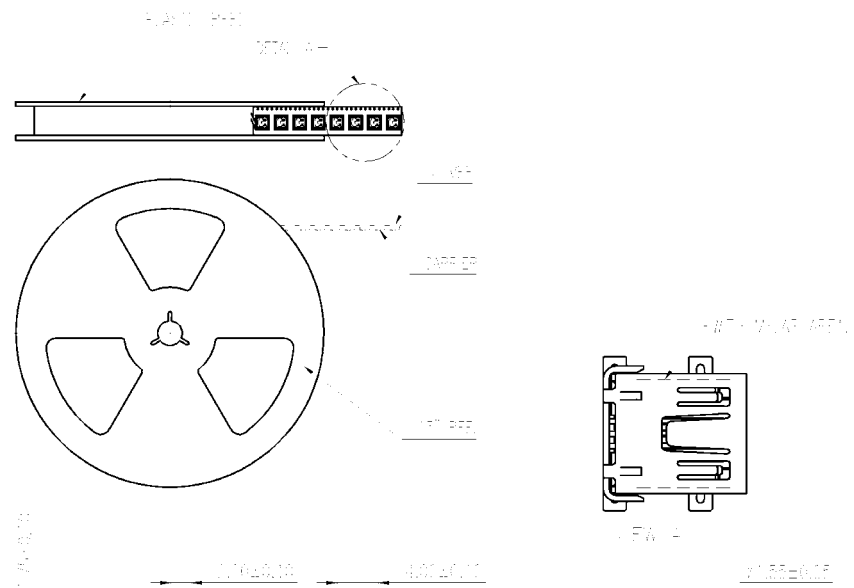


9.2 Kg	6.7 Kg	150	56	8400 PCS	2-1734035-1
					1-1734035-1
					1734035-1
GROSS WEIGHT	NET WEIGHT	PCS/TRAY	TRAYS /CARTON	QUANTITY	PART NUMBER

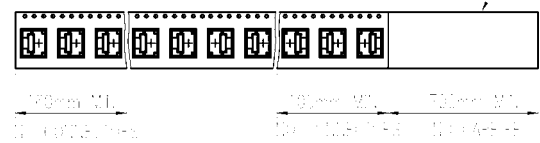
THIS DRAWING IS A CONTROLLED DOCUMENT.		DWN	STE TE Connectivity		
DIMENSIONS: MM		CHK			
TOLERANCES UNLESS OTHERWISE SPECIFIED:		APVD	NAME		
0 PLC ± -		PRODUCT SPEC	MINI USB, R/A, SMT, B TYPE		
1 PLC ± -		APPLICATION SPEC	SIZE	CAGE CODE	DRAWING NO
2 PLC ± -		WEIGHT	A3	00779	C-1734035
3 PLC ± -			RESTRICTED TO		
4 PCB ± -			CUSTOMER DRAWING		
4 PCB ANGLES ± -			SCALE	SHEET	REV
MATERIAL			—	3 of 4	D
FINISH					

THIS DRAWING IS UNPUBLISHED. RELEASED FOR PUBLICATION
 © COPYRIGHT 2011 BY TYCO ELECTRONICS CORPORATION. ALL RIGHTS RESERVED.

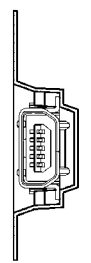
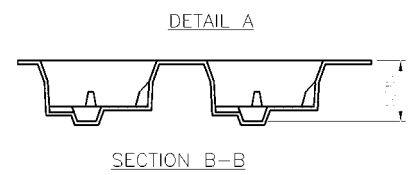
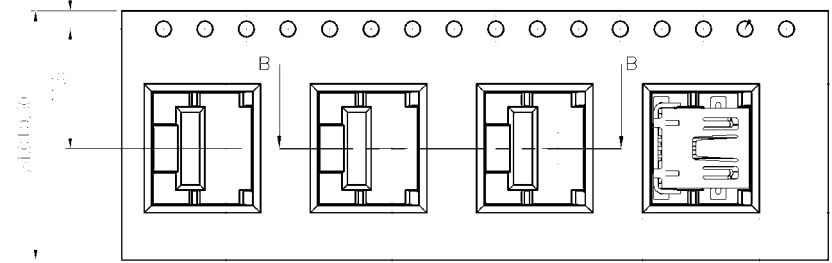
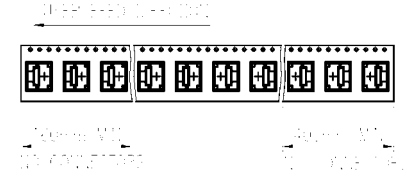
LOC	DIST	REVISIONS					
DW	-	P	LTR	DESCRIPTION	DATE	DWN	APVD
				SEE SHEET 1.			



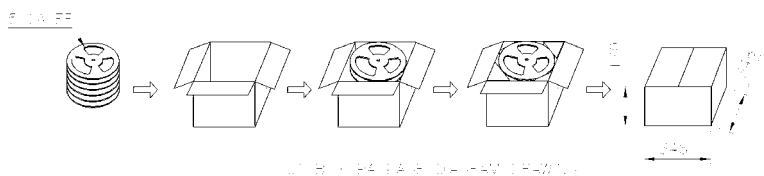
FOR 1734035-3, 1734035-4 AND 1734035-5, (PLA PARTS TO W/ COVER TAPE)
 OVER FEED LENGTH



FOR 1734035-0, 1734035-1, 1734035-2,
 1734035-6, 1734035-7, 1734035-8, AND 1734035-9
 (1734035-9)



6.5 Kg	5.5 Kg	700	5	3500	W/	W/O	4-1734035-2
					W/O	W/O	3-1734035-2
					W/	W/O	2-1734035-4
					W/O	W/	2-1734035-3
					W/O	W/O	2-1734035-2
					W/O	W/	1-1734035-3
					W/O	W/O	1-1734035-2
					W/	W/O	1734035-4
					W/O	W/	1734035-3
W/O	W/O	1734035-2					
GROSS WEIGHT	NET WEIGHT	PCS/REER	REERS / CARTON	QUANTITY	MYLAR	LONG CARRIER & COVER TAPE	PART NUMBER



THIS DRAWING IS A CONTROLLED DOCUMENT.

STE TE Connectivity

MINI USB, R/A, SMT, B TYPE

SIZE: A3, CAGE CODE: 00779, DRAWING NO: C-1734035

CUSTOMER DRAWING

SCALE: SHEET 4 of 4, REV D