

SMD Inductors(Coils) For Power Line(Wound, Magnetic Shielded)

Conformity to RoHS Directive

GLF Series GLF2012

FEATURES

- It delivers low Rdc with high Idc.
- It is lead-free compatible.
The product contains no lead whatsoever.
It is able to withstand high temperature reflows (260°C during the peak) used in lead-free soldering.
- It's construction supports bulk mounting.

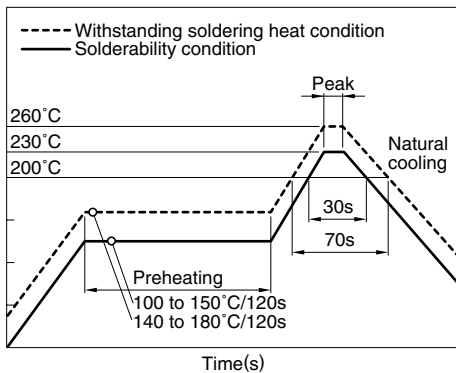
APPLICATIONS

- Portable audio visual devices (DSC, DVD and MD)
- Mobile communication devices (cellular phones, PHS, etc.)

SPECIFICATIONS

Operating temperature range	-40 to +105°C
Storage temperature range	-20 to +105°C

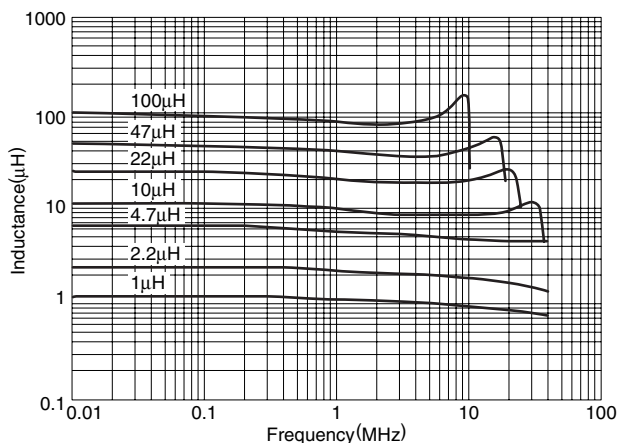
RECOMMENDED SOLDERING CONDITIONS REFLOW SOLDERING



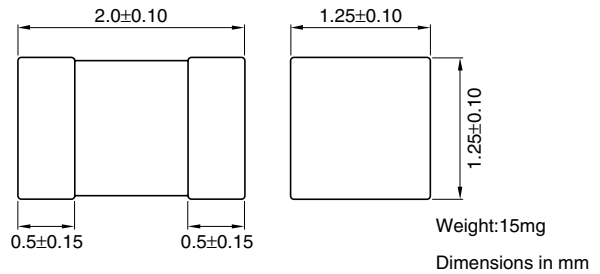
PACKAGING STYLE AND QUANTITIES

Packaging style	Quantity
Taping	2000 pieces/reel

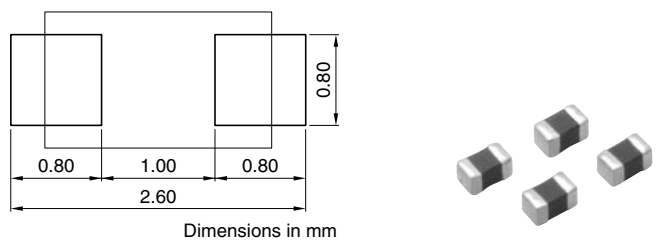
TYPICAL ELECTRICAL CHARACTERISTICS INDUCTANCE vs. FREQUENCY CHARACTERISTICS



SHAPES AND DIMENSIONS



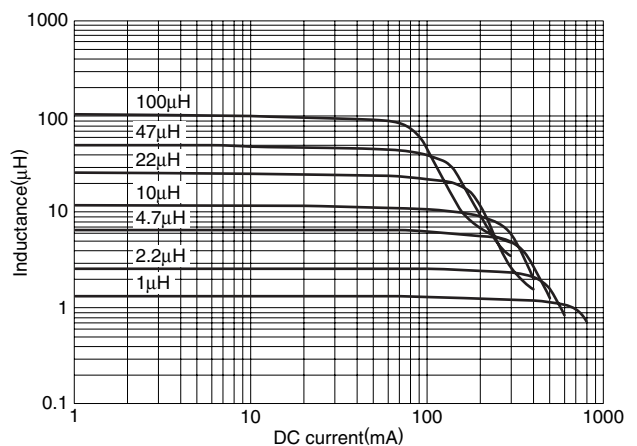
RECOMMENDED PC BOARD PATTERN



ELECTRICAL CHARACTERISTICS

Part No.	Inductance (μH)	Inductance tolerance (%)	DC resistance (Ω)±30%	Rated current (mA)max.
GLF2012T1R0M	1.0	±20	0.07	400
GLF2012T2R2M	2.2	±20	0.10	300
GLF2012T4R7M	4.7	±20	0.24	200
GLF2012T100K	10.0	±10	0.36	140
GLF2012T220K	22.0	±10	1.00	100
GLF2012T470K	47.0	±10	1.70	75
GLF2012T101K	100.0	±10	4.00	50

INDUCTANCE vs. DC SUPERPOSITION CHARACTERISTICS



• Conformity to RoHS Directive: This means that, in conformity with EU Directive 2002/95/EC, lead, cadmium, mercury, hexavalent chromium, and specific bromine-based flame retardants, PBB and PBDE, have not been used, except for exempted applications.

• All specifications are subject to change without notice.