


MULTILAYER CERAMIC CHIP CAPACITOR - SMD

TS18

S P E C I F I C A T I O N S

DIELECTRICS & VALUES	NPO X7R Y5V Z5U consult product pages of catalog for cap ranges and voltage rating
TERMINATIONS	Silver / palladium, Silver
VOLTAGE	16, 25, 50, 100, 160, 200, 250, 500, 1000, 2000, 2500 VDC
PACKING	Bulk, tape and reel (0402, 0603, 0805, 1206, 1210, 1812, 2220)
CAPACITANCE	0.5pF ~ 10uF
TOLERANCE	±0.1pF ~ +80-20%

Size	L x W in mm	T in mm	MB in mm
0603	0.063" x 0.032" 1.6 x 0.8	0.032" 0.8	0.016" ± 0.01" 0.4 ± 0.25
0805	0.08" x 0.05" 2.03 x 1.27	0.05" 1.27	0.02" ± .01" 0.5 ± 0.25
1206	0.125" x 0.06" 3.18 x 1.6	0.06" 1.52	0.03" ± 0.01" 0.75 ± 0.25
1210	0.125" x 0.10" 3.18 x 2.4	0.065" 1.65	0.03" ± 0.01" 0.75 ± 0.25
1812	0.177" x 0.126" 4.5 x 3.2	0.075" 1.9	
2220	0.224" x 0.196" 5.6 x 5.0	0.075" 1.9	



Dimensional Tolerance is ±.010(±0.25mm)
Thickness Dimension is max; units typically thinner.

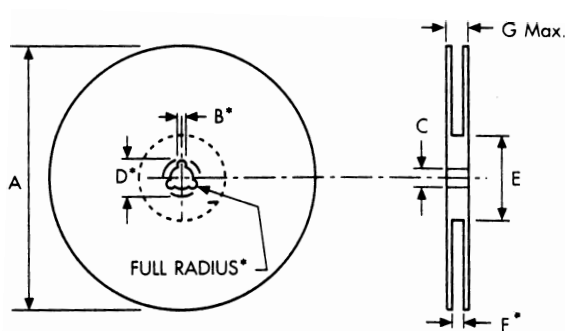
PACKAGING (CHIP TYPE)

Dimensional (mm)

A	B	C	D	E	F	G
178± 2.0	3.0	13± 0.5	Ø32	50MIN Ø78±1	10.0± 1.5	14.9 12±2.0

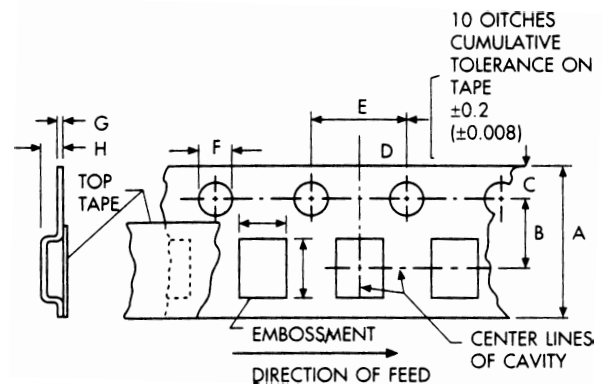
Dimensional (mm)

A	B	C	D	E	F	G	G
8.0± 0.2	3.5± 0.05	1.75± 0.1	2.0± 0.1	4.0± 0.1	1.5+0.1 -0	0.3 MAX	2.0 MAX



* DRIVE SPOKES OPTIONAL
IF USED ASTERISKED
DIMENSIONS APPLY.

SIZE	L	W
0805	2.4±0.2	1.65±0.2
1206	3.6±0.2	2.0±0.2



Packaging
4000pcs / 5000pcs / Reel