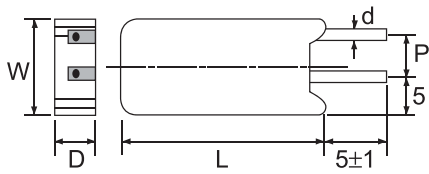
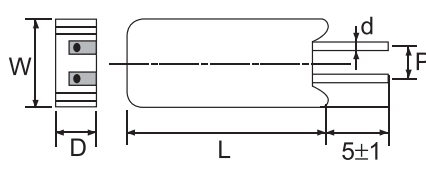


Cement Fixed Resistors

PRM Type



***PRM 7W: Lead not centered



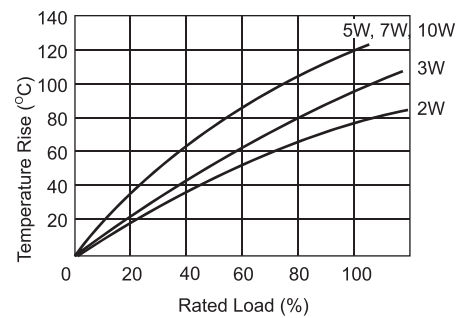
*** PRM 2W, 3W, 5W, 10W, PRMA 5W, 10W, PRMB 7W } Lead centered



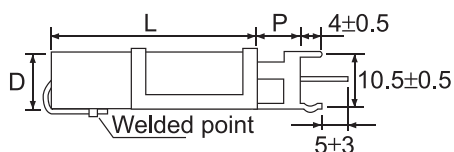
| Part No. | Style | Power Rating at 70°C | Dimension (mm) | | | | | Resistance Range | |
|----------|----------|----------------------|----------------|-----|-----|--------|-----|------------------|--------------|
| | | | W±1 | D±1 | L±1 | d±0.05 | P±1 | Wire-wound | Power Film |
| PRM02W | PRM 2W | 2W | 11.5 | 7.5 | 20 | 0.75 | 5 | 0.1Ω ~ 27Ω | 28Ω ~ 33KΩ |
| PRM03W | PRM 3W | 3W | 12.5 | 8.5 | 25 | 0.75 | 5 | 0.1Ω ~ 39Ω | 40Ω ~ 56KΩ |
| PRM05W | PRM 5W | 5W | 12.5 | 9 | 25 | 0.75 | 5 | 0.1Ω ~ 47Ω | 48Ω ~ 100KΩ |
| PRM07W | PRM 7W | 7W | 12.5 | 9 | 38 | 0.75 | 5 | 0.1Ω ~ 680Ω | 681Ω ~ 200KΩ |
| PRM0AW | PRM 10W | 10W | 12.5 | 9 | 50 | 0.75 | 5 | 0.1Ω ~ 910Ω | 911Ω ~ 200KΩ |
| PRMA5W | PRMA 5W | 5W | 12.5 | 9 | 25 | 0.75 | 7.5 | 0.1Ω ~ 47Ω | 48Ω ~ 100KΩ |
| PRMAAW | PRMA 10W | 10W | 16 | 12 | 35 | 0.75 | 7.5 | 0.1Ω ~ 560Ω | 561Ω ~ 100KΩ |
| PRMB7W | PRMB 7W | 7W | 12.5 | 9 | 38 | 0.75 | 5 | 0.1Ω ~ 680Ω | 681Ω ~ 200KΩ |

Remark: Max Working Voltage: 500V
Max Overload Voltage: 1,000V

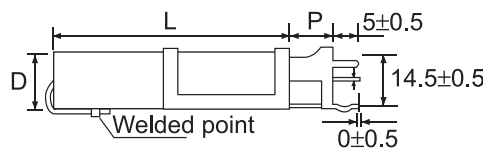
Heat Rise Chart (PRW)




PRS Type



5W, 7W, 10W, 15W



20W, 25W



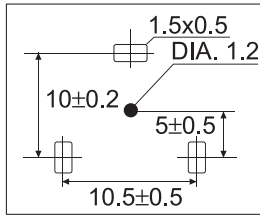
| Part No. | Style | Power Rating at 70°C | Dimension (mm) | | | | | Resistance Range | |
|----------|---------|----------------------|----------------|------|-----|--------|-----|------------------|--------------|
| | | | W±1 | D±1 | L±1 | d±0.05 | P±1 | Wire-wound | Power Film |
| PRS05W | PRS 5W | 5W | 10 | 9 | 22 | 0.75 | 5 | 0.1Ω ~ 47Ω | 48Ω ~ 100KΩ |
| PRS07W | PRS 7W | 7W | 10 | 9 | 35 | 0.75 | 10 | 0.1Ω ~ 680Ω | 681Ω ~ 200KΩ |
| PRS0AW | PRS 10W | 10W | 10 | 9 | 49 | 0.75 | 10 | 0.1Ω ~ 910Ω | 911Ω ~ 200KΩ |
| PRS0FW | PRS 15W | 15W | 12.5 | 11.5 | 49 | 0.75 | 11 | 1Ω ~ 1KΩ | |
| PRS020 | PRS 20W | 20W | 14.5 | 13.5 | 60 | 0.75 | 10 | 1Ω ~ 3.4KΩ | |
| PRS025 | PRS 25W | 25W | 14.5 | 13.5 | 64 | 0.75 | 10 | 1Ω ~ 3.4KΩ | |

Remark: Max Working Voltage: 500V
Max Overload Voltage: 1,000V

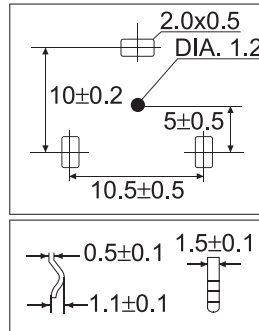
Cement Fixed Resistors

PRS Recommended Hole

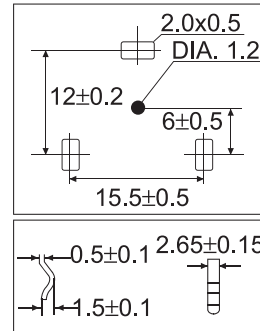
PRS 5W



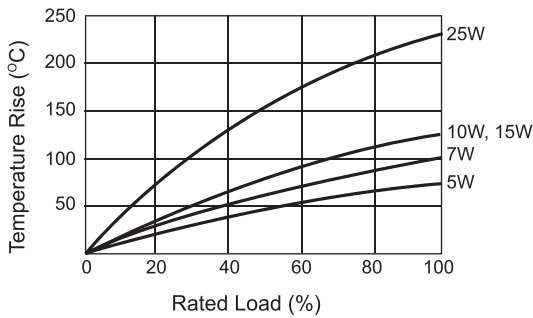
PRS 7W, 10W, 15W



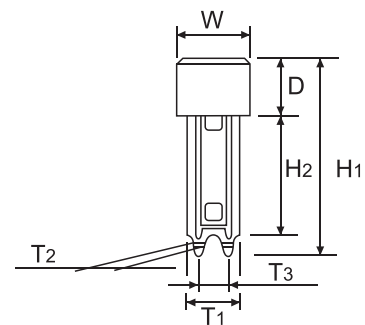
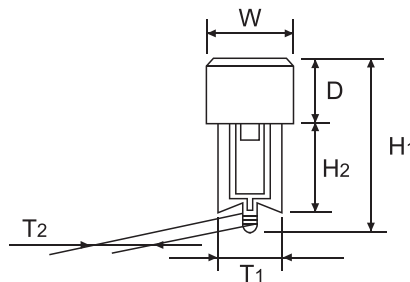
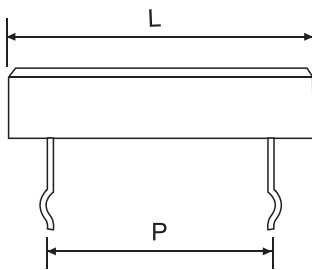
PRS 20W, 25W



Heat Rise Chart (PRS)



PRZA-1, PRZA-2, PRZA-3, PRZC, PRZD Type



Recommended Hole

PRZA-1, PRZA-2, PRZA-3

PRZC, PRZD

| Power Rating at 70°C | Dimension (mm) | | |
|----------------------|------------------------|------------|----------|
| | PRZA-1, PRZA-2, PRZA-3 | PRZC, PRZD | P |
| 5W | | | 9.5 / 15 |
| 7W | | | 22 |
| 10W | | | 32 / 35 |
| 15W | | | 32 |
| 20W | | | 45 |