

FEATURES AND SPECIFICATIONS

Features and Benefits

- Sizes 2 to 18 circuits
- Provides left to right polarization when mated with 41695 or 43061 .156" crimp housing with the optional polarizing ribs
- Various pin lengths available (contact Molex)
- Optional voided circuits available
- End-to-end stackable

Reference Information

Product Specification: PS-08-50

Packaging: Bag

UL File No.: E29179

CSA File No.: LR19980

TUV File No.: R75108

Mates With: 2139, 2145, 3069, 6442, 7674, 7675, 41695 and 41815

Designed In: Inches

Electrical

Voltage: 250V

Current: 7.0A

Contact Resistance: 6mΩ max.

Dielectric Withstanding Voltage: 1500V

Insulation Resistance: 50K MΩ min.

Mechanical

Durability:

Tin—25 cycles max.

Gold—100 cycles max.

Physical

Housing: Polyester, UL 94V-0

Contact: Brass, 1.14mm (.045") pins

Plating: See Table

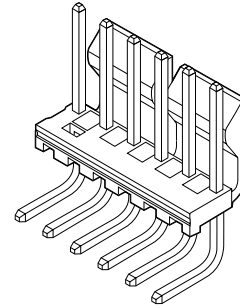
Operating Temperature: 0 to +75°C

molex® **3.96mm (.156") Pitch**
KK®

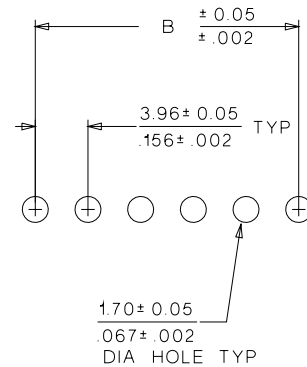
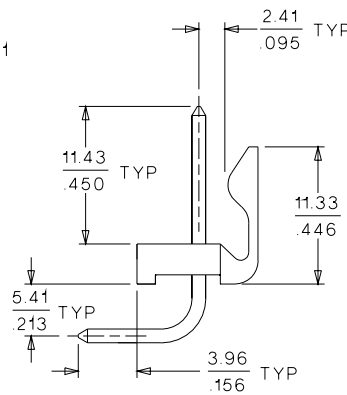
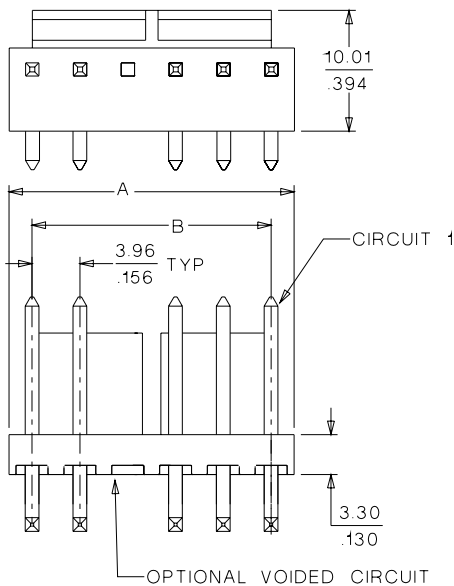
Solid Header

41792

Right Angle, Friction Lock



CATALOG DRAWING (FOR REFERENCE ONLY)



PCB LAYOUT: COMPONENT SIDE
RECOMMENDED PCB THICKNESS 1.57 ± 0.18 / .062 ± .007

ORDERING INFORMATION AND DIMENSIONS

Circuits	Order No.				Dimension	
	Tin	15μ" Select Gold	30μ" Select Gold	Overall Gold	A	B
2	26-60-5020	41792-0511	41792-0528	26-61-5020	7.77 (.306)	3.96 (.156)
3	26-60-5030	41792-0512	41792-0529	26-61-5030	11.73 (.462)	7.92 (.312)
4	26-60-5040	41792-0513	41792-0530	26-61-5040	15.70 (.618)	11.89 (.468)
5	26-60-5050	41792-0514	41792-0531	26-61-5050	19.66 (.774)	15.85 (.624)
6	26-60-5060	41792-0515	41792-0532	26-61-5060	23.62 (.930)	19.81 (.780)
7	26-60-5070	41792-0516	41792-0533	26-61-5070	27.58 (1.086)	23.77 (.936)
8	26-60-5080	41792-0517	41792-0534	26-61-5080	31.55 (1.242)	27.74 (1.092)
9	26-60-5090	41792-0518	41792-0535	26-61-5090	35.51 (1.398)	31.70 (1.248)
10	26-60-5100	41792-0519	41792-0536	26-61-5100	39.47 (1.554)	35.66 (1.404)
11	26-60-5110	41792-0520	41792-0537	26-61-5110	43.43 (1.710)	39.62 (1.560)
12	26-60-5120	41792-0521	41792-0538	26-61-5120	47.40 (1.866)	43.59 (1.716)
13	26-60-5130	41792-0522	41792-0539	26-61-5130	51.36 (2.022)	47.55 (1.872)
14	26-60-5140	41792-0523	41792-0540	26-61-5140	55.32 (2.178)	51.51 (2.028)
15	26-60-5150	41792-0524	41792-0541	26-61-5150	59.28 (2.334)	55.47 (2.184)
16	26-60-5160	41792-0525	41792-0542	26-61-5160	63.25 (2.490)	59.44 (2.340)
17	26-60-5170	41792-0526	41792-0543	26-61-5170	67.21 (2.646)	63.40 (2.496)
18	26-60-5180	41792-0527	41792-0544	26-61-5180	71.17 (2.802)	67.36 (2.652)

Circuit number designation is for ordering purposes only, check corresponding circuit designation on mating connector