



Micro Commercial Components

Micro Commercial Components
 20736 Marilla Street Chatsworth
 CA 91311
 Phone: (818) 701-4933
 Fax: (818) 701-4939

GS1A-LT THRU GS1M-LT

Features

- € Case Material: Molded Plastic. UL Flammability Classification Rating 94V-0 and MSL Rating 1
- Extremely Low Thermal Resistance
- High Temp Soldering: 260°C for 10 Seconds At Terminals
- € Lead Free Finish/Rohs Compliant (Note1) ("P" Suffix designates Compliant. See ordering information)

Maximum Ratings

- Operating Temperature: -55°C to +150°C
- Storage Temperature: -55°C to +150°C
- Maximum Thermal Resistance; 15°C/W Junction To Lead

MCC Catalog Number	Device Marking	Maximum Recurrent Peak Reverse Voltage	Maximum RMS Voltage	Maximum DC Blocking Voltage
GS1A-LT	GS1A	50V	35V	50V
GS1B-LT	GS1B	100V	70V	100V
GS1D-LT	GS1D	200V	140V	200V
GS1G-LT	GS1G	400V	280V	400V
GS1J-LT	GS1J	600V	420V	600V
GS1K-LT	GS1K	800V	560V	800V
GS1M-LT	GS1M	1000V	700V	1000V

Electrical Characteristics @ 25°C Unless Otherwise Specified

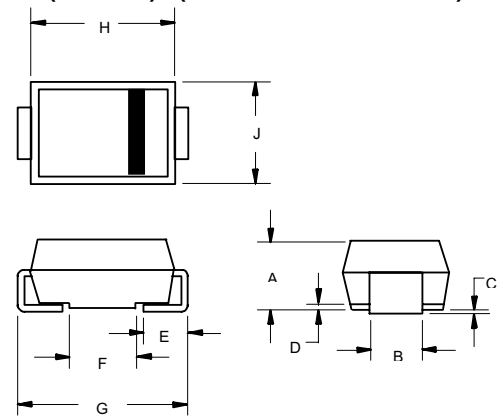
Average Forward current	$I_{F(AV)}$	1.0A	$T_J = 110^\circ\text{C}$
Peak Forward Surge Current	I_{FSM}	30A	8.3ms, half sine,
Maximum Instantaneous Forward Voltage	V_F	1.0V	$I_{FM} = 1.0\text{A};$ $T_J = 25^\circ\text{C}^*$
Maximum DC Reverse Current At Rated DC Blocking Voltage	I_R	10 μA 50 μA	$T_J = 25^\circ\text{C}$ $T_J = 125^\circ\text{C}$
Typical Junction Capacitance	C_J	15pF	Measured at 1.0MHz, $V_R=4.0\text{V}$

*Pulse test: Pulse width 300 μsec , Duty cycle 2%

Note 1: High Temperature Solder Exemptions Applied, see EU Directive Annex 7.

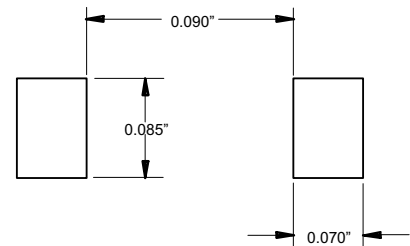
1.0 Amp Glass Passivated Rectifier 50 to 1000 Volts

DO-214AC (SMA) (LEAD FRAME)

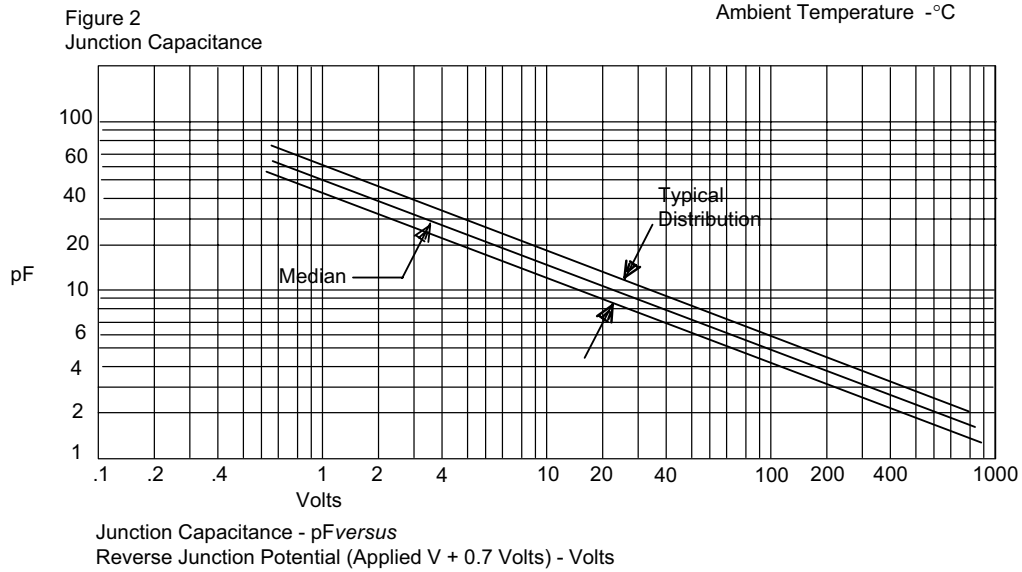
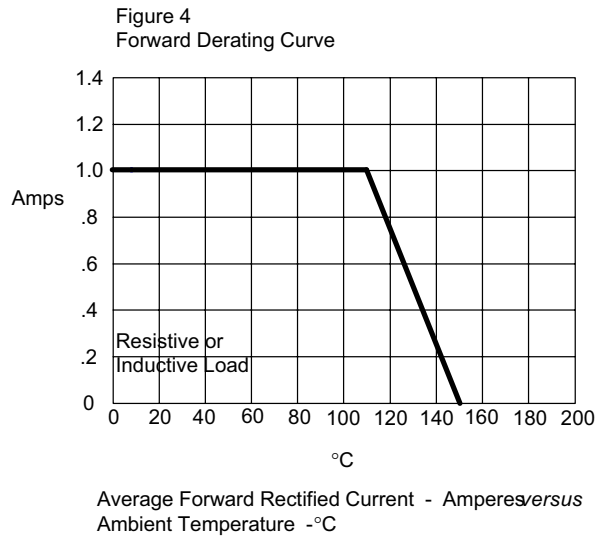
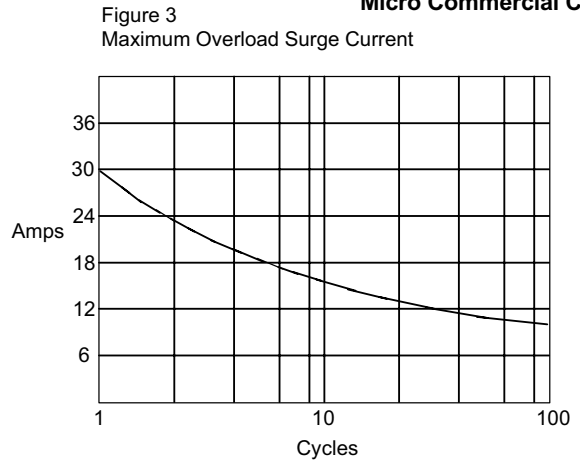
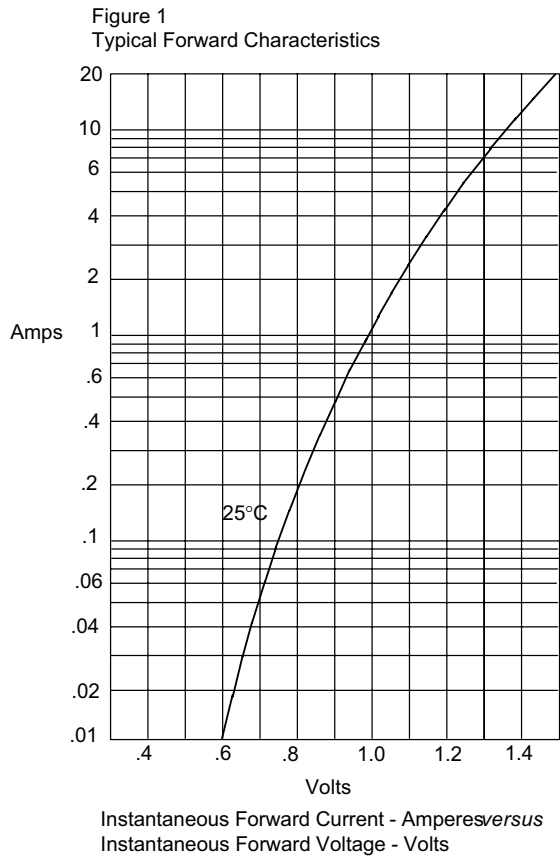


DIM	INCHES		MM		NOTE
	MIN	MAX	MIN	MAX	
A	.079	.096	2.00	2.44	
B	.050	.064	1.27	1.63	
C	.002	.008	.05	.20	
D	---	.02	---	.51	
E	.030	.060	.76	1.52	
F	.065	.091	1.65	2.32	
G	.189	.220	4.80	5.59	
H	.157	.181	4.00	4.60	
J	.090	.115	2.25	2.92	

SUGGESTED SOLDER PAD LAYOUT

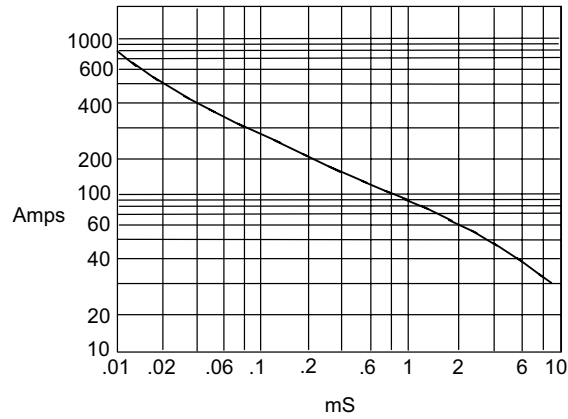


GS1A-LT thru GS1M-LT



GS1A-LT thru GS1M-LT

Figure 5
Peak Forward Surge Current



Peak Forward Surge Current - Amperes *versus*
Pulse Duration - Milliseconds (mS)



Micro Commercial Components

Ordering Information

Device	Packing
(Part Number)P	Tape&Reel;7.5Kpcs/Reel

IMPORTANT NOTICE

Micro Commercial Components Corp. reserves the right to make changes without further notice to any product herein to make corrections, modifications, enhancements, improvements, or other changes. *Micro Commercial Components Corp.* does not assume any liability arising out of the application or use of any product described herein; neither does it convey any license under its patent rights, nor the rights of others. The user of products in such applications shall assume all risks of such use and will agree to hold *Micro Commercial Components Corp.* and all the companies whose products are represented on our website, harmless against all damages.

APPLICATIONS DISCLAIMER

Products offer by *Micro Commercial Components Corp.* are not intended for use in Medical, Aerospace or Military Applications.

www.mccsemi.com