

GENERAL PURPOSE APPLICATION.
SWITCHING APPLICATION.

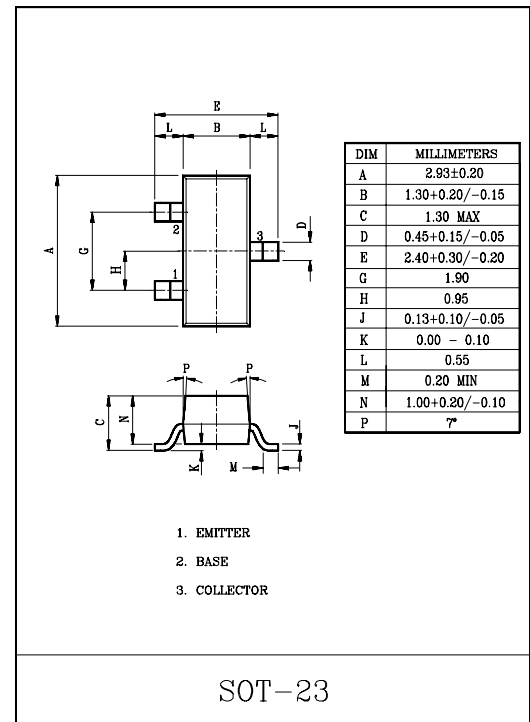
FEATURE

- For Complementary With NPN Type BC846/847/848.

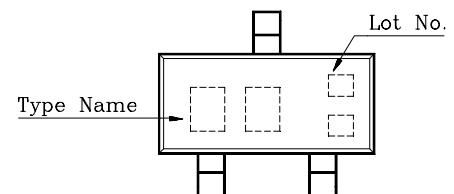
MAXIMUM RATINGS (Ta=25°C)

CHARACTERISTIC		SYMBOL	RATING	UNIT
Collector-Base Voltage	BC856	V _{CBO}	-80	V
	BC857		-50	
	BC858		-30	
Collector-Emitter Voltage	BC856	V _{CEO}	-65	V
	BC857		-45	
	BC858		-30	
Emitter-Base Voltage	BC856	V _{EBO}	-5	V
	BC857		-5	
	BC858		-5	
Collector Current	I _C	-100	mA	
Emitter Current	I _E	100	mA	
Collector Power Dissipation	P _C *	350	mW	
Junction Temperature	T _j	150	°C	
Storage Temperature Range	T _{stg}	-55~150	°C	

P_C* : Package Mounted On 99.5% Alumina 10×8×0.6mm.



Marking



MARK SPEC

TYPE	BC856A	BC856B	BC857A	BC857B	BC857C	BC857C	BC858A	BC858B	BC858C
MARK	3A	3B	3E	3F	3G	3G	3J	3K	3L

BC856/7/8

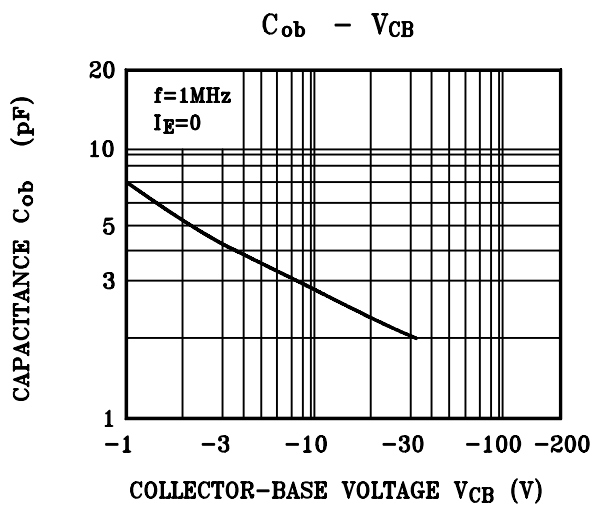
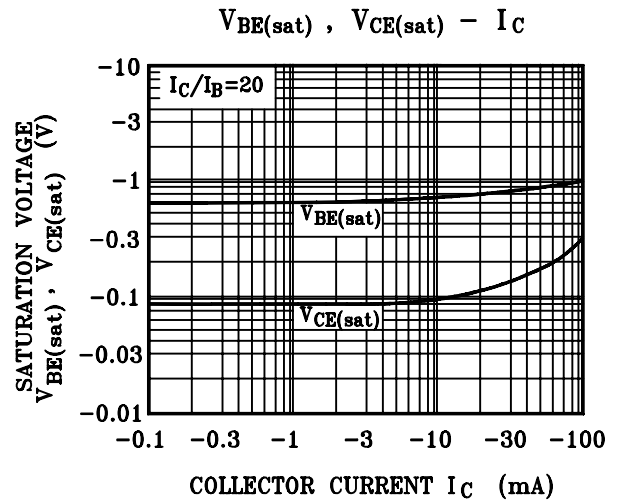
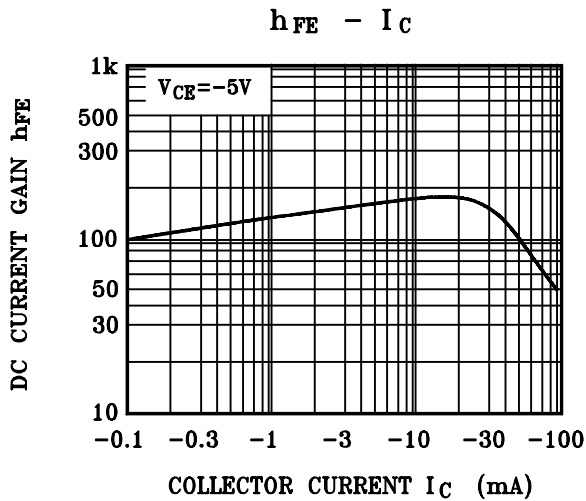
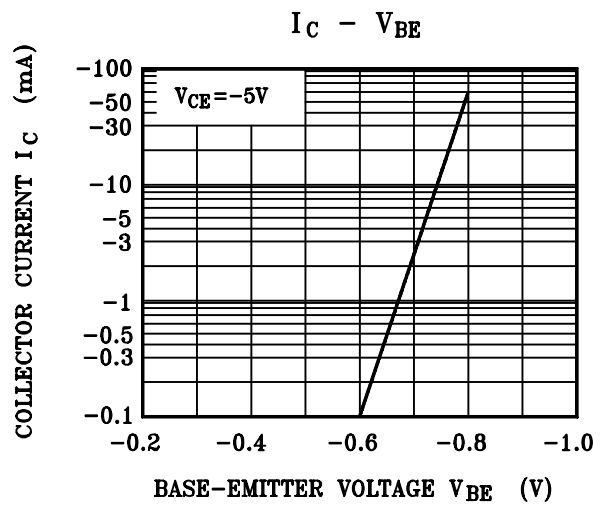
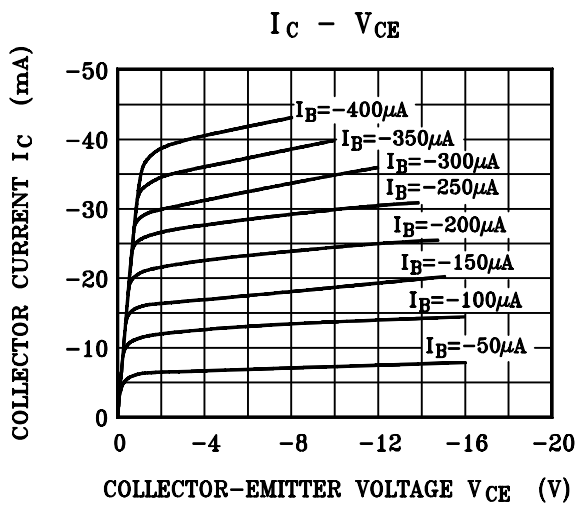
ELECTRICAL CHARACTERISTICS (Ta=25°C)

CHARACTERISTIC		SYMBOL	TEST CONDITION	MIN.	TYP.	MAX.	UNIT
Collector Cut-off Current		I_{CBO}	$V_{CB}=-30V, I_E=0$	-	-	-15	nA
DC Current Gain (Note)	BC856	h_{FE}	$V_{CE}=-5V, I_C=-2mA$	125	-	475	
	BC857			125	-	800	
	BC858			125	-	800	
Collector-Emitter Saturation Voltage	BC856	$V_{CE(sat) 1}$	$I_C=-10mA, I_B=-0.5mA$	-	-0.09	-0.3	V
	BC857	$V_{CE(sat) 2}$	$I_C=-100mA, I_B=-5mA$	-	-0.25	-0.65	
Base-Emitter Saturation Voltage	BC856	$V_{BE(sat) 1}$	$I_C=-10mA, I_B=-0.5mA$	-	-0.7	-	V
	BC857	$V_{BE(sat) 2}$	$I_C=-100mA, I_B=-5mA$	-	-0.9	-	
Base-Emitter Voltage		$V_{BE(ON1)}$	$V_{CE}=-5V, I_C=-2mA$	-0.6	-0.65	-0.75	V
Base-Emitter Voltage		$V_{BE(ON2)}$	$V_{CE}=-5V, I_C=-10mA$	-	-	-0.82	V
Transition Frequency		f_T	$V_{CE}=-5V, I_C=-10mA, f=100MHz$	-	150	-	MHz
Collector Output Capacitance		C_{ob}	$V_{CB}=-10V, f=1MHz$	-	4.5	-	pF
Noise Figure		NF	$V_{CE}=-6V, I_C=-0.2mA, R_g=2k\Omega, f=1kHz$	-	2.0	10	dB

NOTE : According to the value of h_{FE} the BC856, BC857, BC858 are classified as follows.

CLASSIFICATION		A	B	C
h_{FE}	BC856	125~250	220~475	-
	BC857	125~250	220~475	420~800
	BC858	125~250	220~475	420~800

BC856/7/8



This datasheet has been downloaded from:

www.DatasheetCatalog.com

Datasheets for electronic components.