



actual size

Oscillator · VX3 · 3.3 V

SMD Oscillator with Stop Function · 7.0 x 5.0 mm

- preferred type for extended temperature range
- reflow soldering temperature: 260 °C max.
- full ceramic package



General Data

type		VX3 3.3 V
frequency range	VX3W □	0.50 ~ 100.0 MHz (30pF max.)
	VX3L □	100.0 ~ 165.0 MHz (15pF max.)
frequency stability over all*		± 20ppm ~ ± 100ppm (table 1)
current consumption		see table 2
supply voltage V _{DC}		3.3 V +/-10%
temperature	operating	-10 °C ~ +70 °C / -40 °C ~ +85 °C
	storage	-55 °C ~ +125 °C
output	rise & fall time	see table 3
	load max.	15pF / 30pF
	current max.	8mA
	low level max.	0.1 x V _{DC}
	high level min.	0.9 x V _{DC}
output enable time max.		10ms
output disable time max.		200ns
start-up time max.		10ms
standby function		stop
standby current max.		10µA
phase jitter 12 kHz ~ 20.0 MHz		< 1.0ps RMS
symmetry at 0.5 x V _{DC}		45% ~ 55% typ. (40% ~ 60% max.)

Table 1: Type

stability	± 100 ppm		± 50 ppm		± 30 ppm		± 25 ppm		± 20 ppm	
type VX3	L	W	LH	WH	LS	WS	LQ	WQ	LP	WP
output load	15 pF	30 pF	15 pF	30 pF	15 pF	30 pF	15 pF	30 pF	15 pF	30 pF
-10 °C ~ +70 °C	○	○	○	○	○	○	○	○	△	△
-40 °C ~ +85 °C	○	○	○	○	○	○	○	○		

● standard ○ available △ excludes aging

* includes stability at 25 °C, operating temp. range, supply voltage change, shock and vibration, aging 1st year.

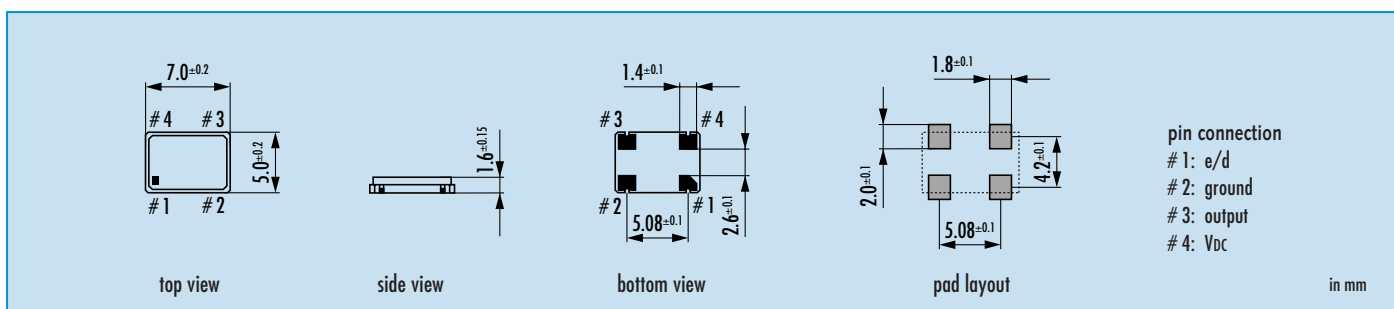
Table 2: Current Consumption max.

Current at 15pF load		Current at 30pF load	
0.5 ~ 19.9 MHz	8 mA	0.5 ~ 19.9 MHz	10 mA
20.0 ~ 49.9 MHz	15 mA	20.0 ~ 49.9 MHz	20 mA
50.0 ~ 79.9 MHz	20 mA	50.0 ~ 79.9 MHz	25 mA
80.0 ~ 99.9 MHz	30 mA	80.0 ~ 100.0 MHz	40 mA
100.0 ~ 124.9 MHz	45 mA		
125.0 ~ 165.0 MHz	60 mA		

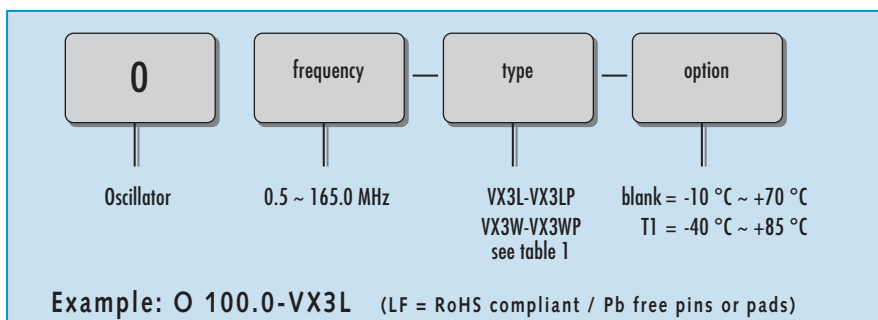
Table 3: Rise & Fall Time max.

8.0 ns: 0.5 ~ 1.79 MHz	note: - specific data on request - rise time: 0.1 V _{DC} ~ 0.9 V _{DC} - fall time: 0.9 V _{DC} ~ 0.1 V _{DC}
6.0 ns: 1.8 ~ 79.99 MHz	
5.0 ns: 80.0 ~ 99.99 MHz	
3.0 ns: 100.0 ~ 165.00 MHz	

Dimensions



Order Information



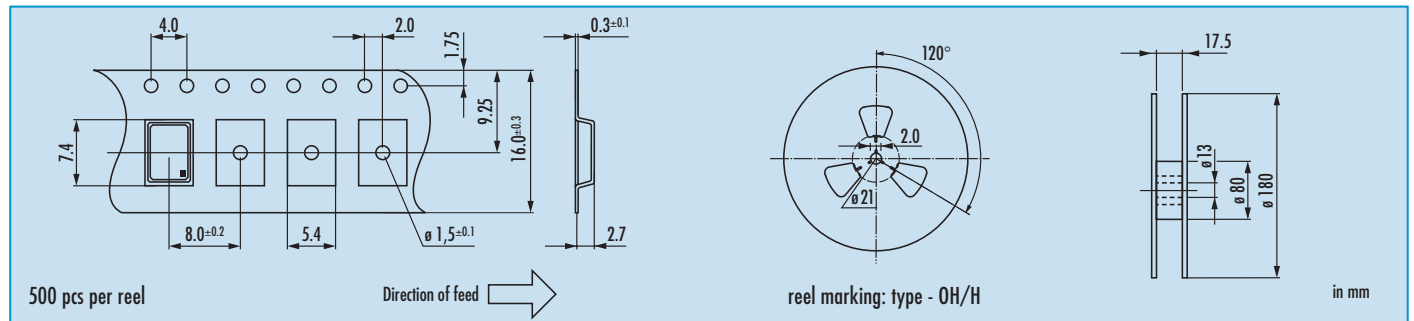
Packing Note

- standard packing units are 500 pieces per reel
- non-multiple packing units are only supplied taped / bulk



Oscillator · VX3 · 3.3 V · Stop Function

Taping Specification (JIS-C0806)



Enable / Disable Function

pin #1 (e/d control)	pin #3 (output)
open	active
high "1" ($V_{IH} \geq 0.8 V_{DD}$)	active
low "0" ($V_{IL} \leq 0.2 V_{DD}$)	high impedance

stop function:

- oscillator stops
- output high impedance

Marking

type / frequency	Jan.	Febr.	Mar.	Apr.	May	June
date code: A ~ M: Jan. - Dec.	A	B	C	D	E	F
5: 2005						
6: 2006						
7: 2007						
	July	Aug.	Sept.	Oct.	Nov.	Dec.
	G	H	J	K	L	M

Reflow Soldering Profile

