

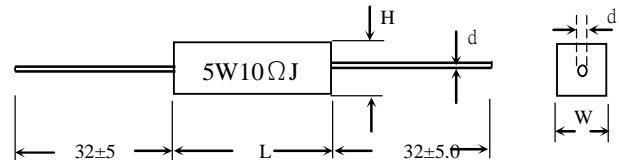
Cement Resistors - SQP TYPE

FEATURES

- Small size and low cost,
- Super heat dissipation, stable in high temperature
- Instant overload capability
- Standard Tolerance: $\pm 5\%$ (available 1% - 5%)
- Standard Value: E24 series as range below
- For high resistance values, metal oxide film rods will be utilized to replace the wirewinding core.
- Working Temperature Range: $-55^{\circ}\text{C} \sim +275^{\circ}\text{C}$

MATERIAL

- Core: High purity ceramic Al_2O_3
- Element: Alloy resistance wire
- Termination: Standard solder-plated cooper lead
- Case: Ceramic bathtub



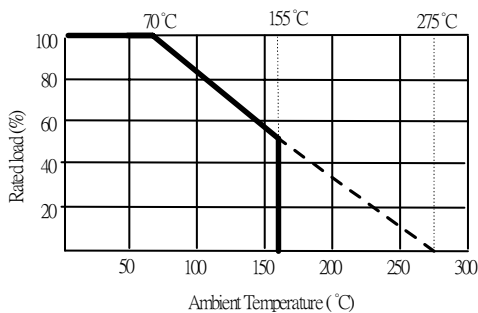
GENERAL SPECIFICATION

TYPE	DIMENSION (mm)				POWER RATING	MAX. VOLTAGE		RESISTANCE RANGE	
	$L \pm 2.0$	$W \pm 1.0$	$H \pm 1.0$	$d \pm 0.05$		WORKING	OVERLOAD	WIREWINDING	MOF RODS
SQP20	18.0	6.5	6.5	0.80	2W	350V	700V	$0.1 \Omega \sim 100 \Omega$	$101 \Omega \sim 1\text{M} \Omega$
SQP30	22.0	8.0	8.0	0.80	3W	500V	1000V	$0.1 \Omega \sim 100 \Omega$	$101 \Omega \sim 1\text{M} \Omega$
SQP50	22.0	10.0	9.5	0.80	5W	750V	1500V	$0.1 \Omega \sim 100 \Omega$	$101 \Omega \sim 1\text{M} \Omega$
SQP70	35.0	10.0	9.5	0.80	7W	1000V	1500V	$0.5 \Omega \sim 500 \Omega$	$501 \Omega \sim 47\text{K} \Omega$
SQP100	48.0	10.0	9.5	0.80	10W	1000V	1500V	$0.5 \Omega \sim 1\text{K} \Omega$	$1\text{K}1 \Omega \sim 47\text{K} \Omega$
SQP150	48.5	12.5	11.5	0.80	15W	1000V	1500V	$0.5 \Omega \sim 1\text{K} \Omega$	$1\text{K}1 \Omega \sim 47\text{K} \Omega$
SQP200	60.0	15.0	13.5	0.80	20W	1000V	1500V	$0.5 \Omega \sim 1\text{K} \Omega$	$1\text{K}1 \Omega \sim 47\text{K} \Omega$
SQP250	60.0	15.0	13.5	0.80	25W	1000V	1500V	$0.5 \Omega \sim 1\text{K} \Omega$	$1\text{K}1 \Omega \sim 47\text{K} \Omega$

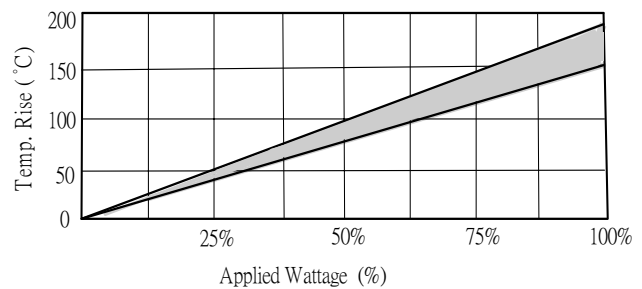
* Maximum Working Voltage determined by $E = \sqrt{P \times R}$, where E should not exceed value listed in column above.

** Maximum Overload Voltage equals to $2.5 \times E$, but should not exceed value listed in column above

DERATING CURVE



TEMPERATURE RISE



CHARACTERISTIC

Temperature Coefficient	$\pm 350\text{ppm}$
Insulation Resistance	$10,000\text{M} \Omega$ Min.
Load Life (1000 hours)	$< \pm 5\% + 0.05 \Omega$
Shorttime Overload	$< \pm 2\% + 0.05 \Omega$
Temperature Cycling	$< \pm 1\% + 0.05 \Omega$
Moisture Resistance	$< \pm 5\% + 0.05 \Omega$
Shock & Vibration	$< \pm 1\% + 0.05 \Omega$
Effect of Soldering	$< \pm 2\% + 0.05 \Omega$

HOW TO ORDER :

SQP50	J	B	—	10R
Type/Power/size	Tolerance	Package		Resistance Value
SQP20	J = $\pm 5\%$	B = axial bulk		0R1 = 0.1Ω
SQP30	G = $\pm 2\%$			10R = 10Ω
SQP50	F = $\pm 1\%$			1K2 = $1.2\text{K} \Omega$
SQP70				
SQP100				
SQP150				
SQP200				
SQP250				

HITANO ENTERPRISE CORP.

Tel:(886)-2-2299 1331 Fax:(886)-2-2298 2466

7F-7, NO. 3, Wu Chuan 1st Rd., Wu Ku Industrial Park, Taipei Hsien, Taiwa Email: info@hitano.com.tw