

Metal Oxide Resistors - MOR Series

FEATURES

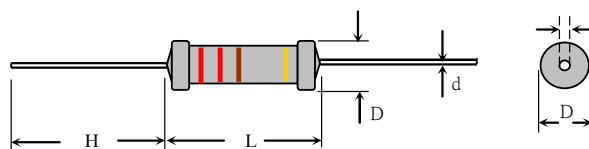
- Power rating: 1/4W to 5W at 70°C
- Superior electrical performance-commonly used in application with high endurance demands.
- Standard tolerance: ±5%
- Standard value: 0.1R-1Meg in E24 series
- Color band marking, grey body color
- Flameproof coating, silicone paint meet UL 94-V-0
- Mini size available (As MOR-S type)
- Operating temperature : -55°C ~+200°C
- Rohs compliant

GENERAL SPECIFICATION

MATERIAL

- Element: deposited oxide film
- Core: high purity ceramic Al₂O₃
- Termination: standard solder-plated cooper lead
- Coating: silicone

DIMENSION

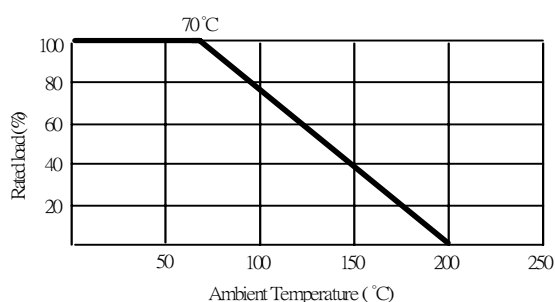


TYPE	DIMENSION (mm)				POWER RATING	MAXIMUM VOLTAGE		RESISTANCE RANGE ±5%
	L	D	H	d ± 0.05		WORKING*	OVERLOAD**	
MOR025	6.0±0.5	2.3±0.3	28 ±1.0	0.56	1/4W	250V	500V	0.1Ω~1MΩ
MOR050S	6.0±0.5	2.3±0.3	28 ±1.0	0.56	1/2WS	350V	500V	0.1Ω~1MΩ
MOR050	9.0±0.5	3.2±0.5	28 ±1.0	0.66	1/2W	350V	700V	0.1Ω~1MΩ
MOR100S	9.0±0.5	3.2±0.5	28 ±1.0	0.66	1WS	350V	700V	0.1Ω~1MΩ
MOR100	11±1.0	4.0±0.5	35 ±3.0	0.76	1W	500V	1000V	0.1Ω~1MΩ
MOR200S	11±1.0	4.0±0.5	35 ±3.0	0.76	2WS	500V	1000V	0.1Ω~1MΩ
MOR200	15±1.0	5.0±0.5	35 ±3.0	0.76	2W	500V	1000V	0.1Ω~1MΩ
MOR300S	15±1.0	5.0±0.5	35 ±3.0	0.76	3WS	500V	1000V	0.1Ω~1MΩ
MOR300	17±1.0	6.0±1.0	35 ±3.0	0.76	3W	500V	1000V	0.1Ω~1MΩ
MOR500S	17±1.0	6.0±1.0	35 ±3.0	0.76	5WS	500V	1000V	0.1Ω~1MΩ
MOR500	24±1.0	8.0±1.0	35 ±3.0	0.76	5W	700V	1000V	0.1Ω~1MΩ

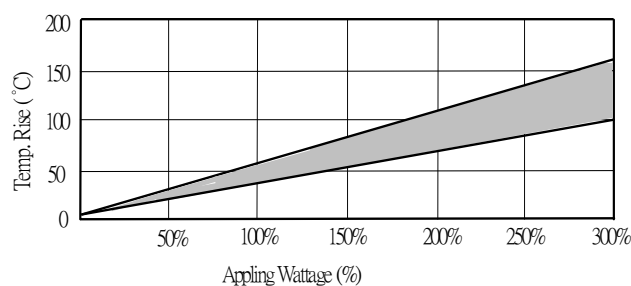
* Maximum Working Voltage determined by $E = \sqrt{P \times R}$ where E should not exceed value listed in column above.

** Maximum Overload Voltage equals to 2.5xE, but should not exceed value listed in column above

DERATING CURVE



TEMPERATURE RISE



CHARACTERISTIC

Temperature Coefficient	±200ppm Typ.(100ppm available)
Insulation Resistance	10,000MΩ Min.
Load Life (1000 hours)	<±1% typical, ±3% max
Shorttime Overload	±0.5% Max.
Temperature Cycling	±1.0% Max.
Moisture Resistance	±1.0% Max.
Shock & Vibration	±0.25% Max.
Effect of Soldering	±0.5% Max.

* Total maximum resistance change is $\Delta R \pm 0.01R$

HOW TO ORDER :

MOR100	F	TB	=	10R
↓	↓	↓	↓	↓
Type/Power	Tol.	Package	ppm	Resistance
MOR025	F=±1%	B=Bulk	= Based on spec.	10R = 10Ω
MOR050	G=±2%	TB=Tape/box	F=100ppm	1K2 = 1.2KΩ
MOR100	J=±5%	TR=Tape/reel		1M = 1MΩ
MOR200		Lead forming		
MOR300		M		
MOR500		F		

HITANO ENTERPRISE CORP.

7F-7, NO. 3, Wu Chuan 1st Rd., Wu Ku Industrial Park, Taipei Hsien, Taiwan Email: info@hitano.com.tw

Tel:(886)-2-2299 1331 Fax:(886)-2-2298 2466