Alle Rechte vorbehalten/ All rights reserved

## Y
**Lochbild**
***board drillings***

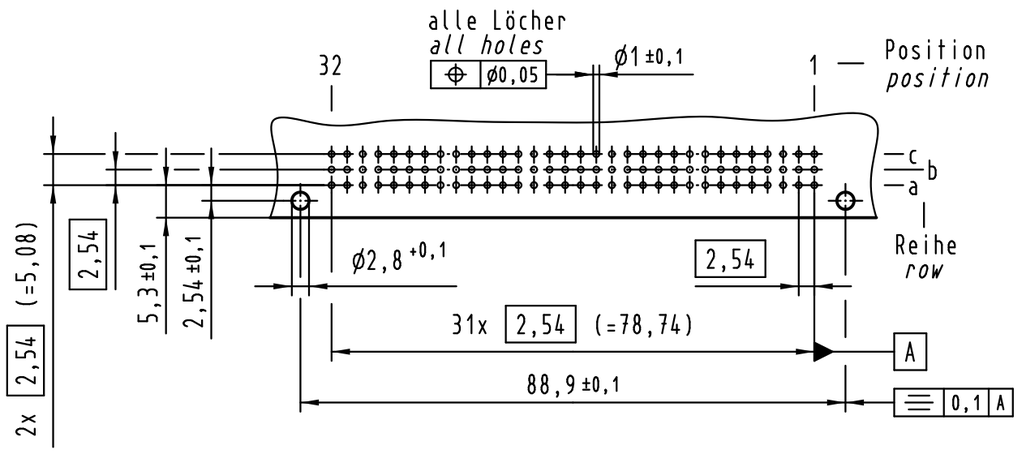


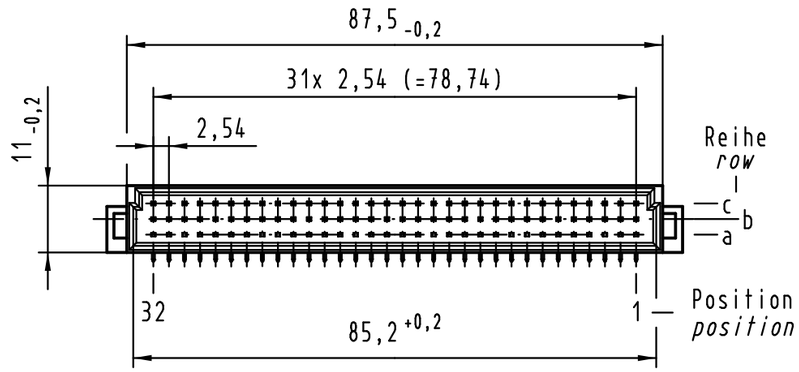


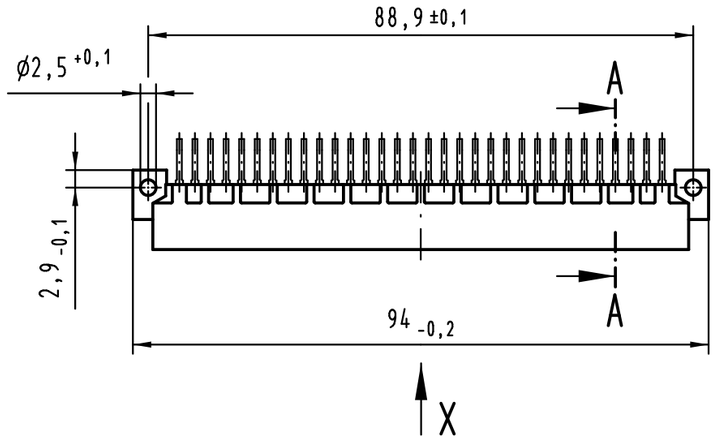


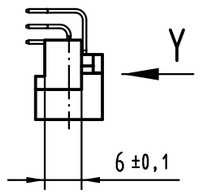


## A-A (2:1)

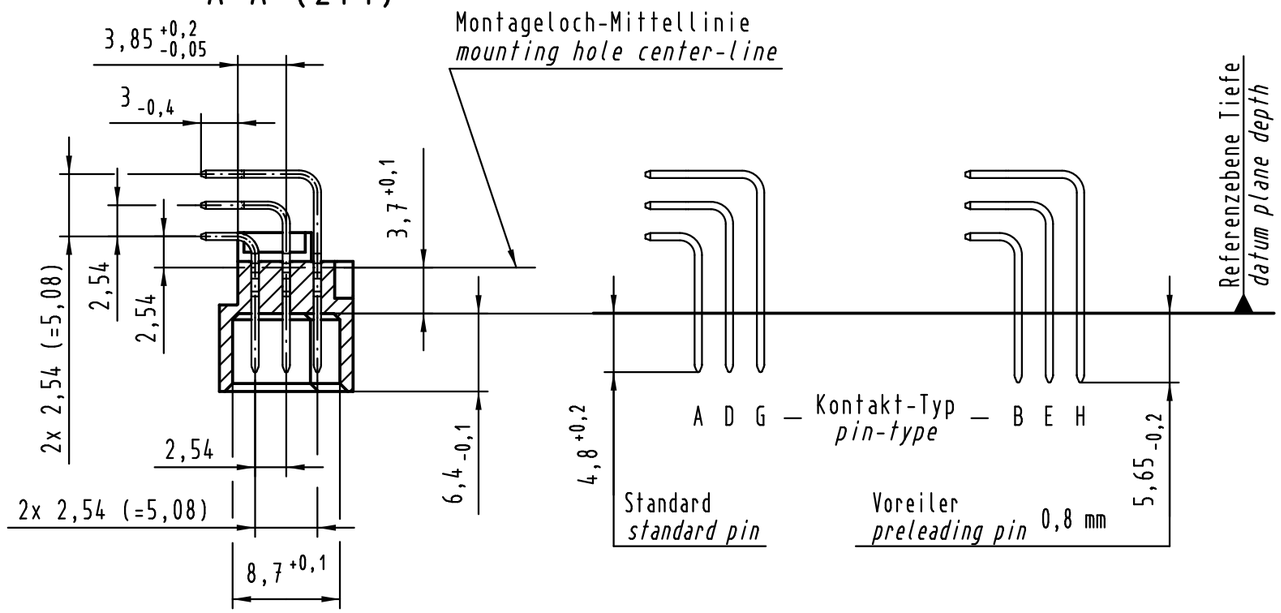


## X
**Kontaktbelegung**
***contact loading***

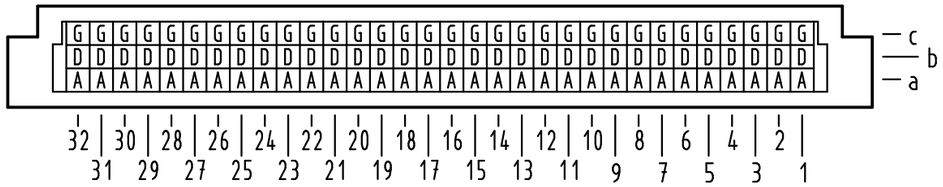


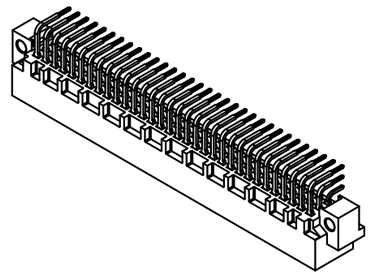

(1) weitere Informationen siehe: DS 09 03 120 02 03
*further information see: DS 09 03 120 02 03*

| | |
|---|---|
| 09 03 196 7921 | 3 |
| 09 03 196 6921 | 2 |
| 09 03 196 2921 | 1 |
| Bestell-Nr. *part-no.* | Anforderungsstufe *performance level* (1) |

All Dimensions in mm
Original Size DIN A 3

| Mod. | Dat. | Name |
|---|---|---|
| 36471 | 08.02.12 | Hage. |
| 36406 | 01.07.11 | LehT |
| 36054 | 14.06.10 | Hage. |
| 36042 | 21.05.10 | Hage. |
| 35345 | 17.10.08 | Hage. |
| 34650 | 18.10.07 | Hage. |

Techn. Character.

| | Dat. | Name |
|---|---|---|
| Detail. | 05.05.00 | Rie. |
| Insp. | 05.05.00 | Be. |
| Stand. | | |

Maßstab/*Scale* 1:1

Nicht tolerierte Maße/ *Free size tolerances*
IEC 60603-2

**Bauform / *type* C**
Messerleiste Einlöt 96-polig
*male connector solder 96-pole*

HARTING Electronics GmbH & Co. KG
D-32339 ESPELKAMP

TB 09 03 196 x921

Sub.

Blatt/ *page*