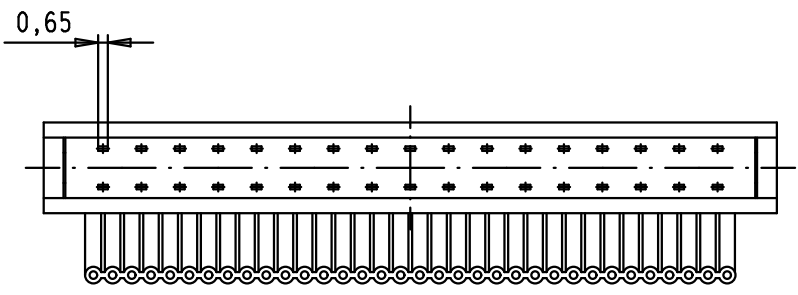
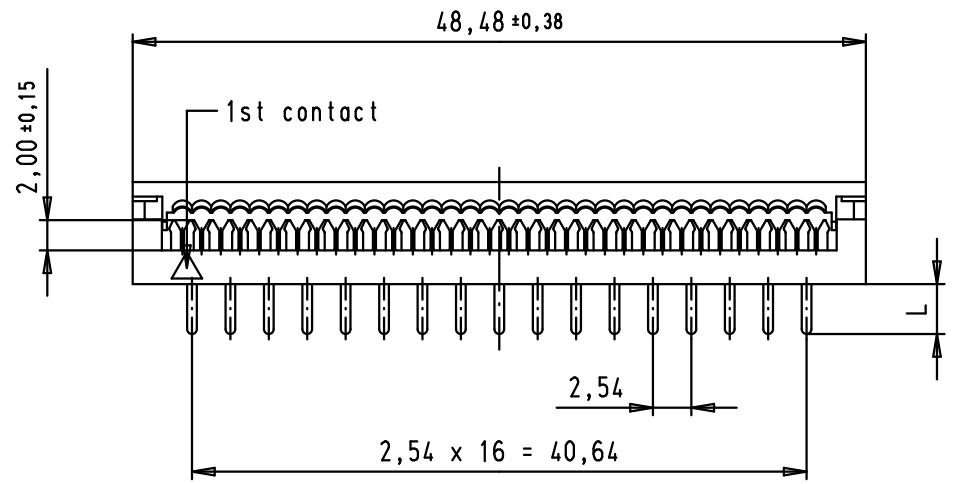
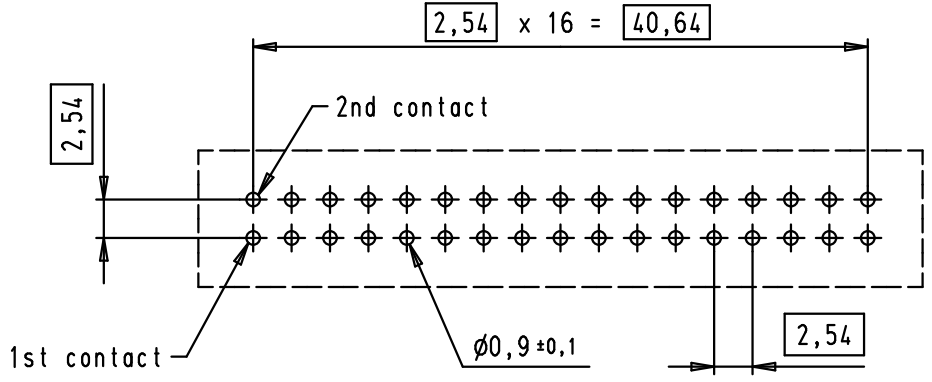


5 4 3 2 1

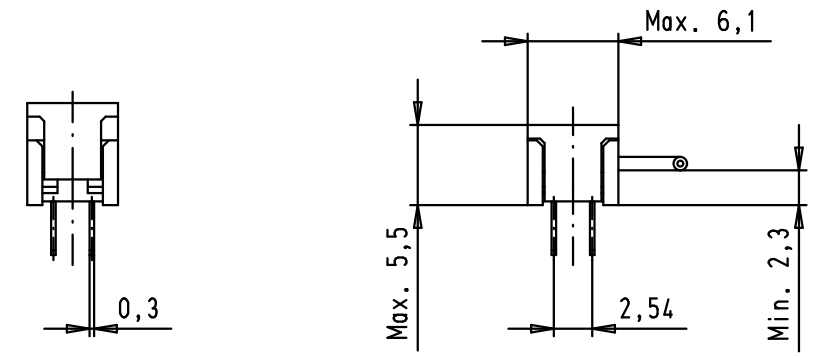


PCB layout, component side



PRE-ASSEMBLED

ASSEMBLED



|                    |                                   |               |
|--------------------|-----------------------------------|---------------|
| 09 18 134 9622.210 | 3,0 <sup>0</sup> <sub>-0,25</sub> | PRE-ASSEMBLED |
| 09 18 134 9622.200 | 3,3 <sup>±0,25</sup>              | NON ASSEMBLED |
| 09 18 134 9622     | 3,3 <sup>±0,25</sup>              | PRE-ASSEMBLED |
| Part number        | L                                 | COVER         |

|       |          |      |  |
|-------|----------|------|--|
|       |          |      |  |
| Mod.  | Dat.     | Name |  |
| 34919 | 30/05/08 | PK   |  |
| 34889 | 08/04/08 | PK   |  |
| 31884 | 02/04/04 | JH   |  |

|                               |          |      |
|-------------------------------|----------|------|
|                               | Dat.     | Name |
| Detail.                       | 02/04/04 | JH   |
| Insp.                         |          |      |
| Stand.                        |          |      |
| HARTING EURL<br>F-95972 Paris |          |      |



|   |
|---|
| SEK 18, low profile,<br>PCB transition,<br>34 poles, 2 rows |
| TB 09 18 134 9622   |
| Sub.  |

|                   |
|-------------------|
| Maßstab/<br>Scale |
| 2:1               |
| Blatt/ Page       |
| 1 / 1             |