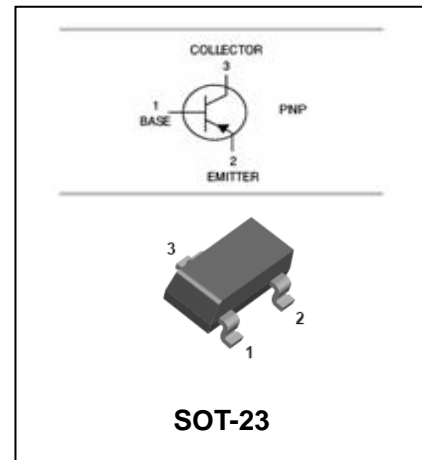


PNP General Purpose Amplifier

BC807-16/-25/-40

FEATURES

- For general AF applications
- Complementary NPN type available
BC817
- High collector current
- High current gain
- Low collector-emitter saturation voltage



ORDERING INFORMATION

Type No.	Marking	Package Code
BC807-16	5A	SOT-23
BC807-25	5B	SOT-23
BC807-40	5C	SOT-23

MAXIMUM RATING @ Ta=25°C unless otherwise specified

Symbol	Parameter	Value	Unit
V_{CBO}	Collector-Base Voltage	-50	V
V_{CEO}	Collector-Emitter Voltage	-45	V
V_{EBO}	Emitter-Base Voltage	-5	V
I_C	Collector Current -Continuous	-500	mA
P_D	Total Device Dissipation	300	mW
$R_{\theta jA}$	Thermal Resistance Junction to Ambient	417	°C/W
T_j, T_{stg}	Junction and Storage Temperature	-55 to +150	°C

PNP General Purpose Amplifier
BC807-16/-25/-40
ELECTRICAL CHARACTERISTICS @ Ta=25°C unless otherwise specified

Parameter	Symbol	Test conditions	MIN	TYP	MAX	UNIT
Collector-base breakdown voltage	$V_{(BR)CBO}$	$I_C = -10\mu A$ $I_E = 0$	-50			V
Collector-emitter breakdown voltage	$V_{(BR)CEO}$	$I_C = -10mA$ $I_B = 0$	-45			V
Emitter-base breakdown voltage	$V_{(BR)EBO}$	$I_E = -10\mu A$ $I_C = 0$	-5			μV
Collector cut-off current	I_{CBO}	$V_{CB} = -25V$ $I_E = 0$			-0.1	μA
Emitter cut-off current	I_{EBO}	$V_{CE} = -4V$ $I_C = 0$			-0.1	μA
DC current gain	807-16 807-25 807-40	h_{FE} $V_{CE} = -1V$ $I_C = -100mA$	100 160 250	160 250 350	250 400 600	
DC current gain	807-16 807-25 807-40	h_{FE} $V_{CE} = -1V$ $I_C = -300mA$	60 100 170			
Collector-emitter saturation voltage	$V_{CE(sat)}$	$I_C = -500mA$ $I_B = -50mA$			-0.7	V
Base-emitter saturation voltage	$V_{BE(sat)}$	$I_C = -500mA$ $I_B = -50mA$			-1.2	V
Output capacitance	C_{obo}	$V_{CB} = -10V, f = 1.0MHz$			10	pF
Transition frequency	f_T	$V_{CE} = -5V, I_C = -10mA$ $f = 100MHz$		200		MHz

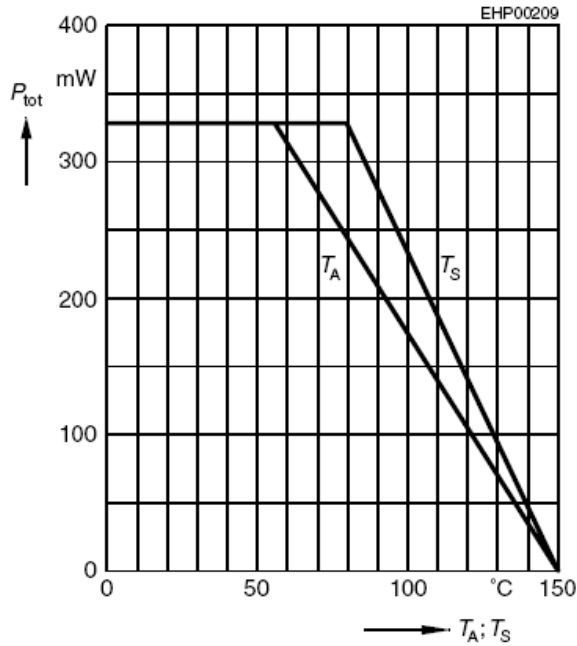
PNP General Purpose Amplifier

BC807-16/-25/-40

TYPICAL CHARACTERISTICS @ $T_a=25^\circ\text{C}$ unless otherwise specified

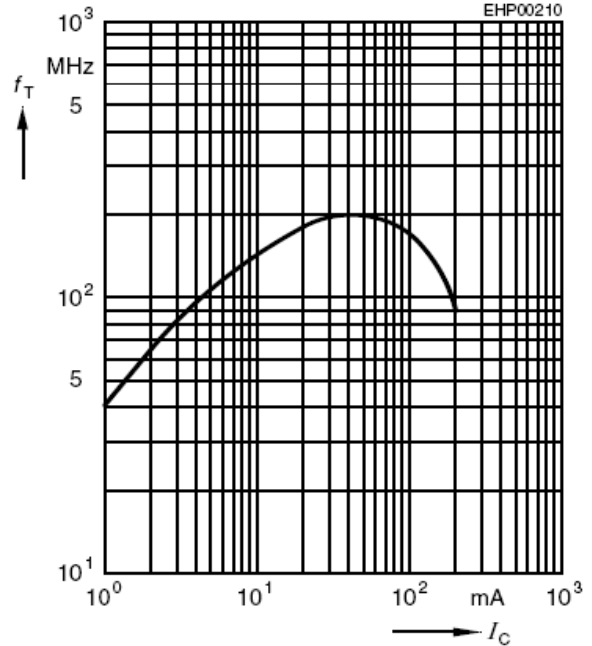
Total power dissipation $P_{\text{tot}} = f(T_A^*; T_S)$

* Package mounted on epoxy



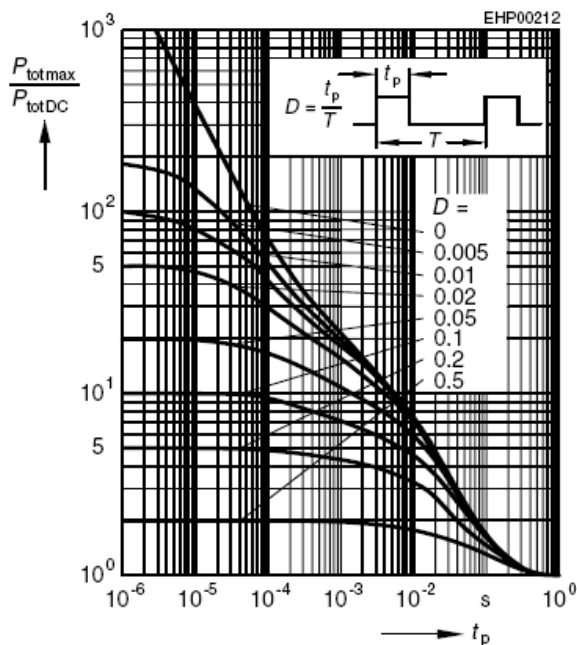
Transition frequency $f_T = f(I_C)$

$V_{CE} = 5\text{V}$



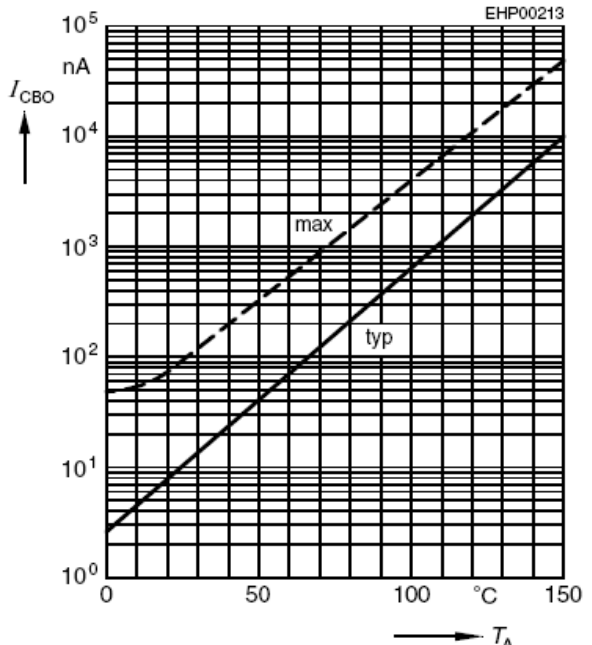
Permissible pulse load

$P_{\text{totmax}} / P_{\text{totDC}} = f(t_p)$



Collector cutoff current $I_{CBO} = f(T_A)$

$V_{CBO} = 25\text{V}$

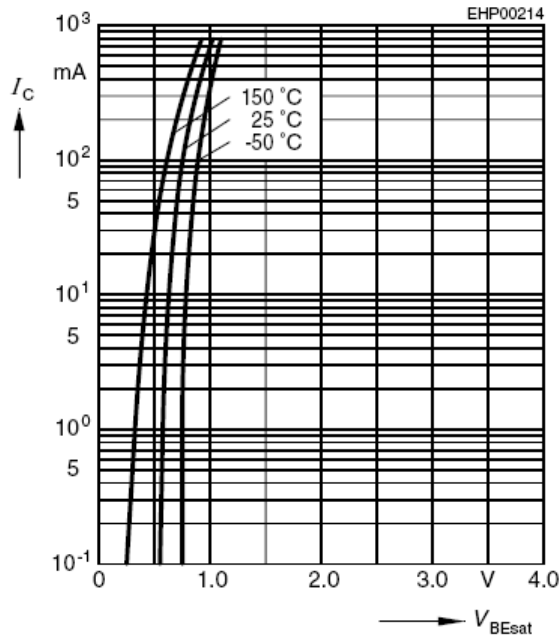


PNP General Purpose Amplifier

BC807-16/-25/-40

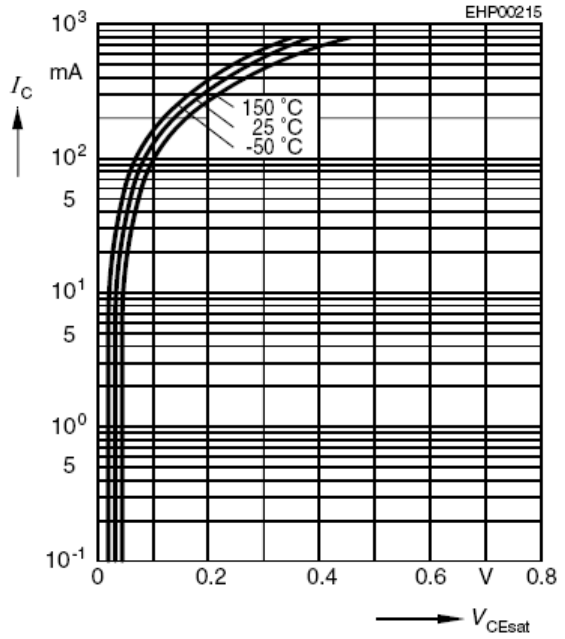
Base-emitter saturation voltage

$I_C = f(V_{BEsat}), h_{FE} = 10$



Collector-emitter saturation voltage

$I_C = f(V_{CEsat}), h_{FE} = 10$



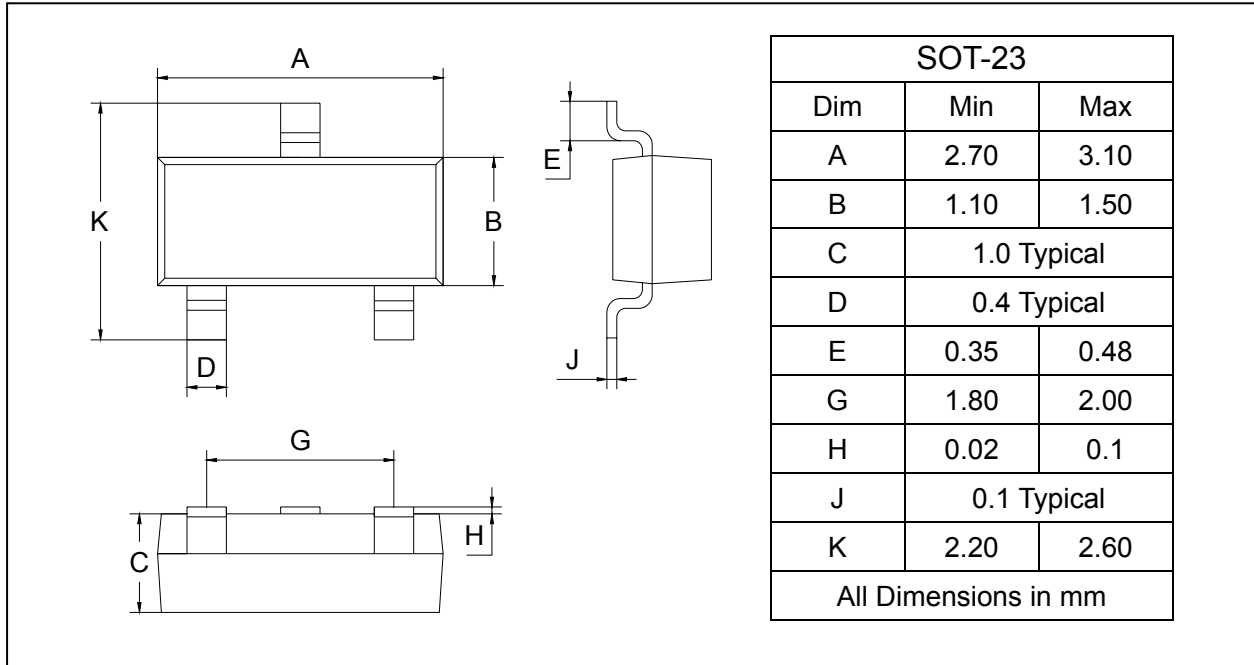
PNP General Purpose Amplifier

BC807-16/-25/-40

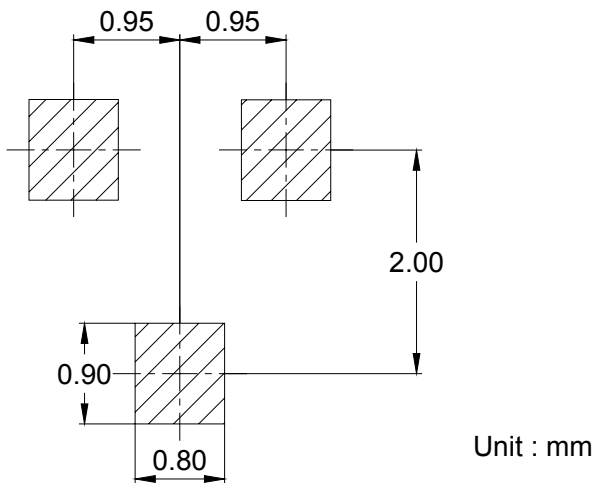
PACKAGE OUTLINE

Plastic surface mounted package

SOT-23



SOLDERING FOOTPRINT



PACKAGE INFORMATION

Device	Package	Shipping
BC807-16/-25/-40	SOT-23	3000/Tape&Reel