

SYSTEM CD D-SUB CONNECTORS

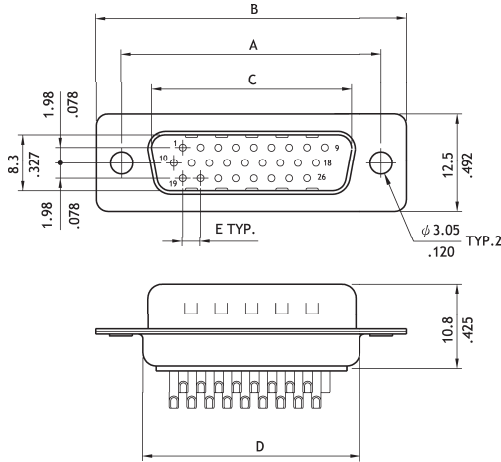


CD01 Series High Density Solder D-Sub

- ⊙ Intermateable with standard D-Sub
- ⊙ Metal shell and solder contacts
- ⊙ Option riveted Hex nuts available

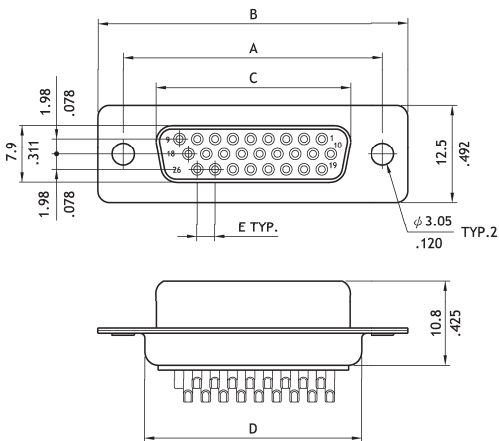
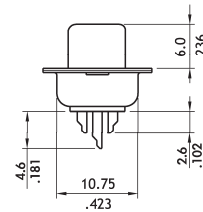


RU **RU** :E159616



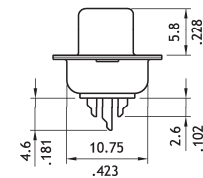
Plug Connector

Circuits	Dimension				
	A	B	C	D	E
15	25.00(.984)	30.8(1.213)	16.92(.666)	19.2(.756)	2.29(.090)
26	33.32(1.312)	39.2(1.543)	25.25(.994)	27.7(1.091)	2.29(.090)
44	47.04(1.852)	53.1(2.091)	38.96(1.534)	41.1(1.618)	2.29(.090)
62	63.50(2.500)	69.4(2.732)	55.42(2.182)	57.3(2.256)	2.41(.095)



Receptacle connector

Circuits	Dimension				
	A	B	C	D	E
15	25.00(.984)	30.8(1.213)	16.3(.642)	19.3(.760)	2.29(.090)
26	33.32(1.312)	39.2(1.543)	24.6(.969)	27.7(1.091)	2.29(.090)
44	47.04(1.852)	53.1(2.091)	38.3(1.508)	41.1(1.618)	2.29(.090)
62	63.50(2.500)	69.4(2.732)	54.8(2.157)	57.3(2.256)	2.41(.095)



Ordering Code

1 **2** **3** **4** **5** **6**
CD01 15 P A 1 00

1 Series No.

2 Contacts:
15,26,44,62

3 Connector type:
P= Plug (Male)
S= Receptacle(Female)

4 Plating code:

A= Selective Gold flash over Nickel plated
*Optional plating available but MOQ requested

5 Insulator Color:
1=Black

6 Other options:

00=with ø3.05mm holes on shell(Standard)
A0= Riveted #4-40 UNC close nuts on front shell
B0= Riveted #4-40 UNC open nuts on front shell
C0= Riveted #4-40 UNC open nuts on rear shell
*Special options Consult manufacturer