



Axial Lead Power Chokes – PCH-27, 45



Coilcraft's horizontal mount power chokes provide a wide range of inductance in a low profile design.

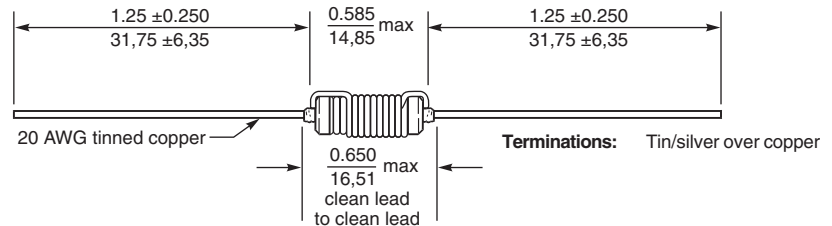
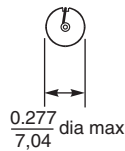
Two sizes are available: the compact PCH-27 Series, and the larger PCH-45 Series with higher current ratings.

They're ideal for use as output chokes in low power, downsized switching power supplies, DC/DC converters and inverters, EMI/RFI noise suppression, and smoothing choke applications.

Coilcraft **Designer's Kit No. P409** contains samples of 30 standard parts (2 pieces each) from both series. To order, contact Coilcraft or visit <http://order.coilcraft.com>.

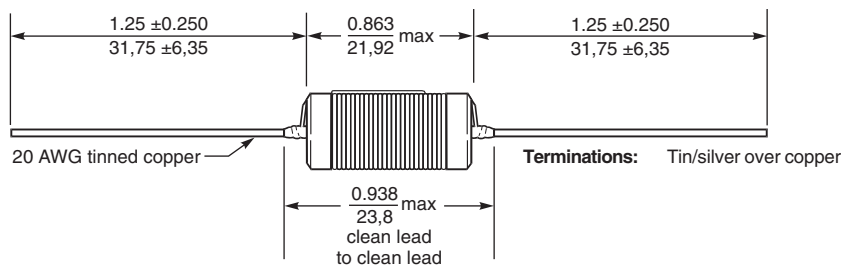
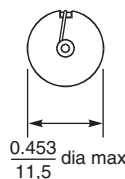
- Wide inductance range in a low profile part
- High saturation current—up to 14.3 Amps DC
- Standard EIA or custom values
- Optional tape and reel packaging
- Designer's Kit of sample parts available
- Most values shipped from stock

PCH-27 Series



Optional tape and reel packaging: 1000 parts per reel; tape width: 75.5 mm
For tape and reel packaging, leads are trimmed to fit tape width.

PCH-45 Series



Optional tape and reel packaging: 300 parts per reel; tape width: 75.5 mm
For tape and reel packaging, leads are trimmed to fit tape width.

Coilcraft[®]

Specifications subject to change without notice.

Please check our website for latest information. Document 138-1 Revised 01/31/05

1102 Silver Lake Road Cary, Illinois 60013 Phone 847/639-6400 Fax 847/639-1469

E-mail info@coilcraft.com Web <http://www.coilcraft.com>



Axial Lead Power Chokes – PCH-27,45

Part number	Inductance nom $\pm 10\%$ ¹	SRF typ (MHz)	DCR max (Ohms)	Isat ² (A)	Irms ³ (A)
PCH-27-392L	3.9 μ H	38	0.017	7.01	1.7
PCH-27-472L	4.7 μ H	26	0.024	6.16	1.3
PCH-27-562L	5.6 μ H	25	0.025	5.79	1.3
PCH-27-682L	6.8 μ H	25	0.028	5.20	1.3
PCH-27-822L	8.2 μ H	22	0.030	4.70	1.3
PCH-27-103L	10 μ H	17	0.033	4.30	1.3
PCH-27-123L	12 μ H	16	0.037	3.80	1.3
PCH-27-153L	15 μ H	12	0.041	3.41	1.3
PCH-27-183L	18 μ H	11	0.045	3.09	1.3
PCH-27-223L	22 μ H	10	0.064	2.82	1.0
PCH-27-273L	27 μ H	7	0.071	2.53	1.0
PCH-27-333L	33 μ H	7	0.078	2.29	1.0
PCH-27-393L	39 μ H	7	0.085	2.09	1.0
PCH-27-473L	47 μ H	6	0.094	1.88	1.0
PCH-27-563L	56 μ H	6	0.12	1.74	0.84
PCH-27-683L	68 μ H	7	0.16	1.57	0.67
PCH-27-823L	82 μ H	4	0.22	1.41	0.52
PCH-27-104L	100 μ H	3	0.25	1.28	0.52
PCH-27-124L	120 μ H	3	0.35	1.17	0.42
PCH-27-154L	150 μ H	3	0.39	1.04	0.42
PCH-27-184L	180 μ H	3	0.43	0.943	0.42
PCH-27-224L	220 μ H	3	0.47	0.848	0.42
PCH-27-274L	270 μ H	2	0.65	0.764	0.33
PCH-27-334L	330 μ H	2	0.72	0.690	0.33
PCH-27-394L	390 μ H	2	0.78	0.632	0.33
PCH-27-474L	470 μ H	2	1.04	0.573	0.26
PCH-27-564L	560 μ H	1	1.14	0.520	0.26
PCH-27-684L	680 μ H	1	1.49	0.472	0.21
PCH-27-824L	820 μ H	1	2.14	0.427	0.16
PCH-27-105L	1.0 mH	1	2.36	0.385	0.16
PCH-27-125L	1.2 mH	1	2.59	0.350	0.16
PCH-27-155L	1.5 mH	0.85	3.57	0.312	0.13
PCH-27-225L	2.2 mH	0.65	4.33	0.255	0.13
PCH-27-275L	2.7 mH	0.65	5.91	0.229	0.10
PCH-27-335L	3.3 mH	0.60	8.63	0.207	0.083
PCH-27-395L	3.9 mH	0.60	9.38	0.189	0.083
PCH-27-475L	4.7 mH	0.50	10.3	0.172	0.083
PCH-27-565L	5.6 mH	0.60	11.2	0.157	0.083
PCH-27-685L	6.8 mH	0.40	15.0	0.142	0.067
PCH-27-825L	8.2 mH	0.35	21.7	0.128	0.052
PCH-27-106L	10 mH	0.30	24.0	0.116	0.052
PCH-27-126L	12 mH	0.25	33.2	0.105	0.040
PCH-27-156L	15 mH	0.30	47.2	0.094	0.031
PCH-27-186L	18 mH	0.30	51.7	0.085	0.031
PCH-27-226L	22 mH	0.25	60.0	0.070	0.025

1. Inductance tested at 15.75 kHz, 0.1 Vrms, 25°C ambient.
2. DC current at which the inductance drops 10% (typ) from its value without current.
3. Rated current based on 300 circular mils per Amp.

4. Operating temperature range –40°C to +85°C.
5. Electrical specifications at 25°C.
6. Parts in bold type are included in Coilcraft Designer's Kit No. P409.

Coilcraft®

Specifications subject to change without notice.

Please check our website for latest information. Document 138-2 Revised 01/31/05

1102 Silver Lake Road Cary, Illinois 60013 Phone 847/639-6400 Fax 847/639-1469

E-mail info@coilcraft.com Web <http://www.coilcraft.com>



Axial Lead Power Chokes – PCH-27,45

Part Number	Inductance nom $\pm 10\%$ ¹	SRF typ (MHz)	DCR max (Ohms)	Isat ² (A)	Irms ³ (A)
PCH-45-392L	3.9 μ H	34	0.008	14.3	4.3
PCH-45-472L	4.7 μ H	31	0.009	13.0	4.3
PCH-45-562L	5.6 μ H	29	0.009	11.9	4.3
PCH-45-682L	6.8 μ H	26	0.010	11.0	4.3
PCH-45-822L	8.2 μ H	23	0.011	9.50	4.3
PCH-45-103L	10 μ H	20	0.012	8.93	4.3
PCH-45-123L	12 μ H	17	0.013	7.94	4.3
PCH-45-153L	15 μ H	14	0.015	7.15	4.3
PCH-45-183L	18 μ H	11	0.016	6.50	4.3
PCH-45-223L	22 μ H	10	0.017	5.95	4.3
PCH-45-273L	27 μ H	9	0.019	5.50	4.3
PCH-45-333L	33 μ H	9	0.021	4.93	4.3
PCH-45-393L	39 μ H	8	0.025	4.46	4.3
PCH-45-473L	47 μ H	7	0.035	4.08	3.4
PCH-45-563L	56 μ H	6	0.037	3.76	3.4
PCH-45-683L	68 μ H	5	0.044	3.40	2.7
PCH-45-823L	82 μ H	4	0.060	3.10	2.1
PCH-45-104L	100 μ H	3	0.086	2.80	1.7
PCH-45-124L	120 μ H	3	0.095	2.55	1.7
PCH-45-154L	150 μ H	3	0.14	2.30	1.3
PCH-45-184L	180 μ H	2	0.15	2.10	1.3
PCH-45-224L	220 μ H	2	0.17	1.90	1.3
PCH-45-274L	270 μ H	2	0.19	1.72	1.3
PCH-45-334L	330 μ H	2	0.21	1.55	1.3
PCH-45-394L	390 μ H	2	0.26	1.43	1.0
PCH-45-474L	470 μ H	1	0.32	1.30	1.0
PCH-45-564L	560 μ H	1	0.38	1.19	0.84
PCH-45-684L	680 μ H	1	0.51	1.08	0.67
PCH-45-824L	820 μ H	1	0.59	0.986	0.67
PCH-45-105L	1.0 mH	1	0.69	0.893	0.67
PCH-45-125L	1.2 mH	1	0.78	0.817	0.67
PCH-45-155L	1.5 mH	0.75	0.92	0.729	0.67
PCH-45-225L	2.2 mH	0.70	1.67	0.600	0.42
PCH-45-275L	2.7 mH	0.65	2.28	0.543	0.33
PCH-45-335L	3.3 mH	0.60	2.59	0.491	0.33
PCH-45-395L	3.9 mH	0.55	2.87	0.452	0.33
PCH-45-475L	4.7 mH	0.50	3.22	0.412	0.33
PCH-45-565L	5.6 mH	0.40	4.25	0.377	0.26
PCH-45-685L	6.8 mH	0.35	5.88	0.342	0.21
PCH-45-825L	8.2 mH	0.30	6.46	0.311	0.21
PCH-45-106L	10 mH	0.30	9.10	0.282	0.16
PCH-45-126L	12 mH	0.30	9.99	0.257	0.16
PCH-45-156L	15 mH	0.30	11.2	0.230	0.16
PCH-45-186L	18 mH	0.20	15.2	0.210	0.13
PCH-45-226L	22 mH	0.20	16.8	0.190	0.13
PCH-45-276L	27 mH	0.15	18.6	0.171	0.13
PCH-45-336L	33 mH	0.15	26.7	0.155	0.10
PCH-45-396L	39 mH	0.15	29.0	0.143	0.10
PCH-45-476L	47 mH	0.10	31.8	0.131	0.10
PCH-45-566L	56 mH	0.10	42.6	0.119	0.083
PCH-45-686L	68 mH	0.10	46.9	0.108	0.083
PCH-45-826L	82 mH	0.10	64.9	0.098	0.067
PCH-45-107L	100 mH	0.10	71.7	0.099	0.067

1. Inductance tested at 15.75 kHz, 0.1 Vrms, 25°C ambient.

2. DC current at which the inductance drops 10% (typ) from its value without current.

3. Rated current based on 300 circular mils per Amp.

4. Operating temperature range –40°C to +85°C.

5. Electrical specifications at 25°C.

6. Parts in bold type are included in Coilcraft Designer's Kit No. P409.

Coilcraft®

Specifications subject to change without notice.

Please check our website for latest information. Document 138-3 Revised 01/31/05

1102 Silver Lake Road Cary, Illinois 60013 Phone 847/639-6400 Fax 847/639-1469

E-mail info@coilcraft.com Web <http://www.coilcraft.com>