



# SMT Power Inductors—DO1608C Series



The DO1608C Series has a footprint of only 0.26" × 0.175" (6,6 mm × 4,5 mm). Their high energy storage and very low resistance make them the ideal inductors for DC-DC conversion in notebook computers, PDAs, step-up or step-down converters, flash memory programmers, etc.

For reliable surface mounting, we've designed the DO Series with a flat top and robust temperature deflection to prevent damage during solder reflow.

In addition to the standard versions shown here, custom inductors are available to meet your exact requirements.

Coilcraft **Designer's Kit C377** contains three samples each of the parts shown. To order, please contact Coilcraft or visit <http://order.coilcraft.com>.

**SPICE models** ON OUR WEB SITE OR CD

Part number <sup>1</sup>	L ±20% <sup>2</sup> (µH)	DCR max (Ohms)	SRF typ (MHz)	Isat <sup>3</sup> (A)	Irms <sup>4</sup> (A)
DO1608C-102ML_	1.0	0.05	130	2.9	2.9
DO1608C-152ML_	1.5	0.06	115	2.6	2.8
DO1608C-222ML_	2.2	0.07	90	2.3	2.4
DO1608C-272ML_	2.7	0.08	75	2.1	2.1
DO1608C-332ML_	3.3	0.08	70	2.0	2.0
DO1608C-472ML_	4.7	0.09	50	1.5	1.5
DO1608C-682ML_	6.8	0.13	45	1.2	1.4
DO1608C-822ML_	8.2	0.16	40	1.15	1.3
DO1608C-103ML_	10	0.16	35	1.10	1.2
DO1608C-153ML_	15	0.23	30	0.90	1.1
DO1608C-223ML_	22	0.37	20	0.70	0.8
DO1608C-333ML_	33	0.51	15	0.58	0.6
DO1608C-473ML_	47	0.64	14	0.50	0.5
DO1608C-683ML_	68	0.86	11	0.40	0.4
DO1608C-104ML_	100	1.27	9	0.31	0.3
DO1608C-154ML_	150	2.00	6	0.27	0.25
DO1608C-224ML_	220	3.11	5.5	0.22	0.20
DO1608C-334ML_	330	3.80	5	0.18	0.16
DO1608C-474ML_	470	5.06	4	0.16	0.15
DO1608C-684ML_	680	9.20	3	0.14	0.12
DO1608C-105ML_	1000	13.8	2	0.10	0.07

1. When ordering, please specify **packaging** code:

**DO1608C-105ML C**

**Packaging: C** = 7" machine-ready reel. EIA-481 embossed plastic tape (750 parts per full reel).

**B** = Less than full reel. In tape, but not machine ready. To have a leader and trailer added (\$25 charge), use code letter C instead.

**D** = 13" machine-ready reel. EIA-481 embossed plastic tape (2500 parts per full reel).

2. Tested at 100 kHz, 0.1 Vrms, 0 Adc.

3. DC current at which the inductance drops 10% (typ) from its value without current.

4. Average current for 15°C temperature rise from 25°C.

5. Operating temperature range -40°C to +85°C.

6. Electrical specifications at 25°C.

See Qualification Standards section for environmental and test data.

See Color Coding section for part marking data.

**Coilcraft**<sup>®</sup>

Specifications subject to change without notice.

Please check our website for latest information. Document 177-1 Revised 10/28/05

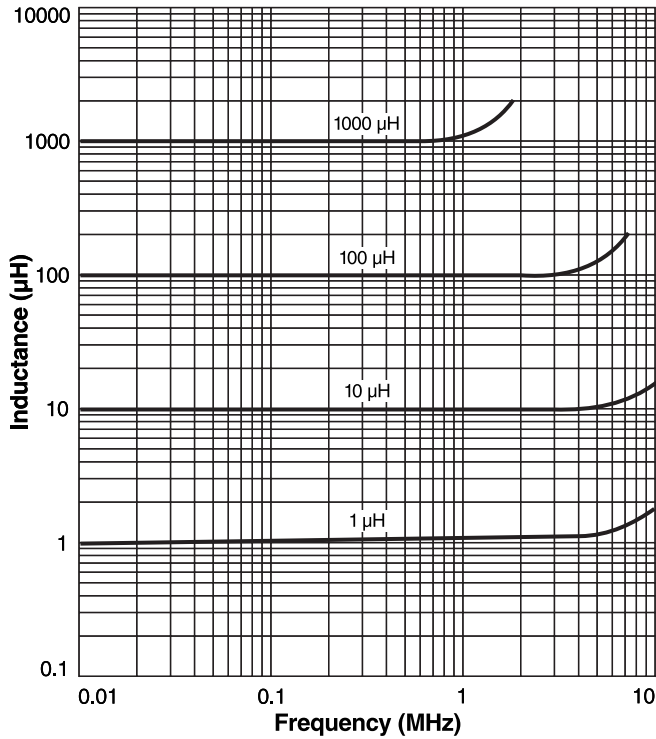
1102 Silver Lake Road Cary, Illinois 60013 Phone 847/639-6400 Fax 847/639-1469

E-mail [info@coilcraft.com](mailto:info@coilcraft.com) Web <http://www.coilcraft.com>

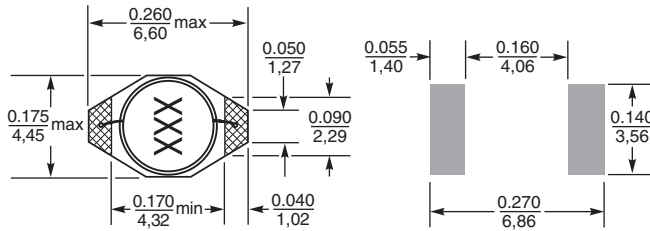
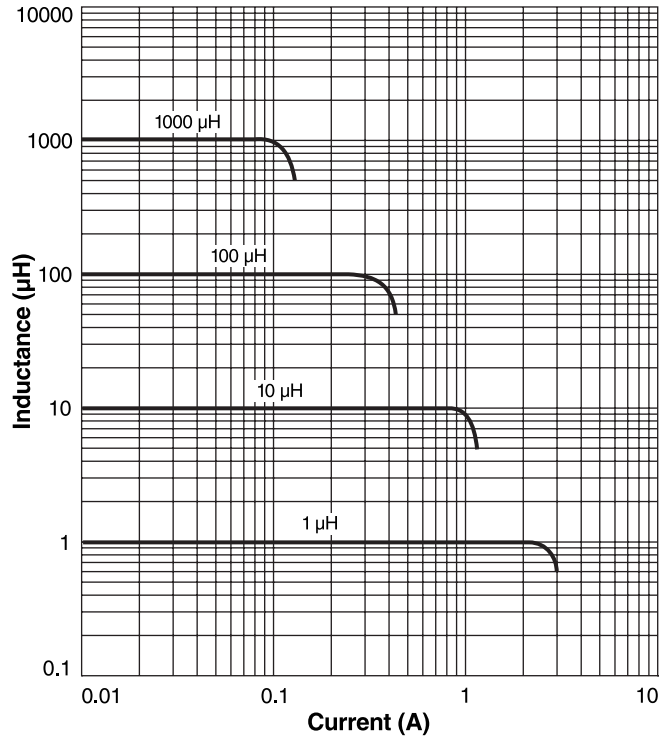


# SMT Power Inductors – DO1608 Series

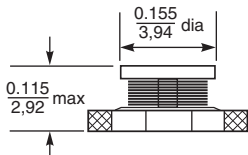
## Typical L vs Frequency



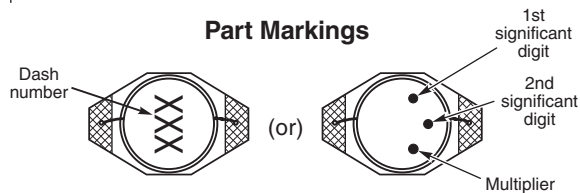
## Typical L vs Current



### Recommended Land Pattern



### Part Markings



**Weight:** 128 – 164 mg  
**Terminations:** Nickel/gold over moly-manganese  
**Tape and reel:** 750/7" reel; 2500/13" reel 12 mm tape width  
 For packaging data see Tape and Reel Specifications section.



Specifications subject to change without notice.  
 Please check our website for latest information. Document 177-2 Revised 01/24/05

1102 Silver Lake Road Cary, Illinois 60013 Phone 847/639-6400 Fax 847/639-1469  
 E-mail info@coilcraft.com Web http://www.coilcraft.com