


Wide Band RF Transformers



Coilcraft wide band transformers provide reliable performance at a price considerably lower than currently available equivalents.

The transformers are offered in tapped or untapped configurations and are packaged in a low-profile DIP-style plastic case. All parts are available in either a surface mount version or a through-hole version that's compatible with standard DIP sockets. (For a smaller package size and more values, see our TTWB Series.)

Applications include impedance matching, voltage or current transformation, DC isolation, balanced/unbalanced mixing, matching, power splitting, coupling and signal inversion.

Custom wide band transformers with special combinations of impedance ratio, insertion loss, frequency response and current handling are also available.

SPECIFICATIONS

Configuration	Part Number (Through-Hole)	Part Number ¹ (Surface Mount)	Impedance ratio Pri:Sec	I _{DC} Max (mA)	Frequency (MHz)	Pins 1-3		Pins 6-4	
						L Min (μ H)	DCR Max (Ohms)	L Min (μ H)	DCR Max (Ohms)
	WB1010-PC	WB1010-SM	1:1	250	.005-100	780	.320	780	.320
	WB1010-1-PC	WB1010-1-SM	1:1	250	.04-175	95	.200	95	.200
	WB1015-PC	WB1015-SM	1.5:1	250	.1-150	80	.145	51	.130
	WB1040-PC	WB1040-SM	4:1	250	.2-300	95	.160	25	.115
	WB2010-PC	WB2010-SM	1:1	250	.005-100	780	.320	780	.320
	WB2010-1-PC	WB2010-1-SM	1:1	250	.04-175	95	.200	95	.200
	WB2040-PC	WB2040-SM	4:1	250	.2-300	95	.160	25	.115
	WB3010-PC	WB3010-SM	1:1	250	.005-100	780	.320	780	.320
	WB3010-1-PC	WB3010-1-SM	1:1	250	.04-175	95	.200	95	.200
	WB3015-PC	WB3015-SM	1.5:1	250	.1-150	80	.145	51	.130
	WB3040-PC	WB3040-SM	4:1	250	.2-300	95	.160	25	.115

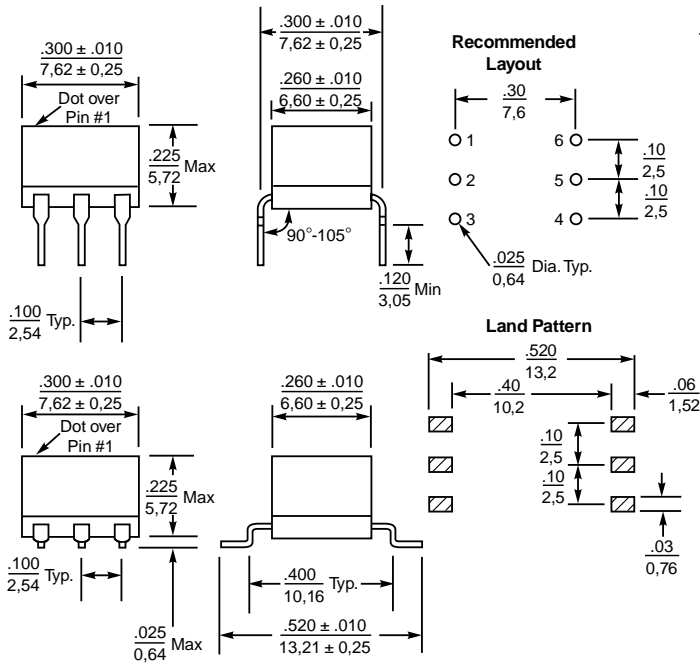
1. For a smaller package size and more values, see TTWB Series.
2. 500 V isolation.
3. Operating temperature range -40° C to +85° C.
4. Electrical specifications at 25° C.

Coilcraft

Specifications subject to change without notice. Document 116-1 Revised 4/19/01

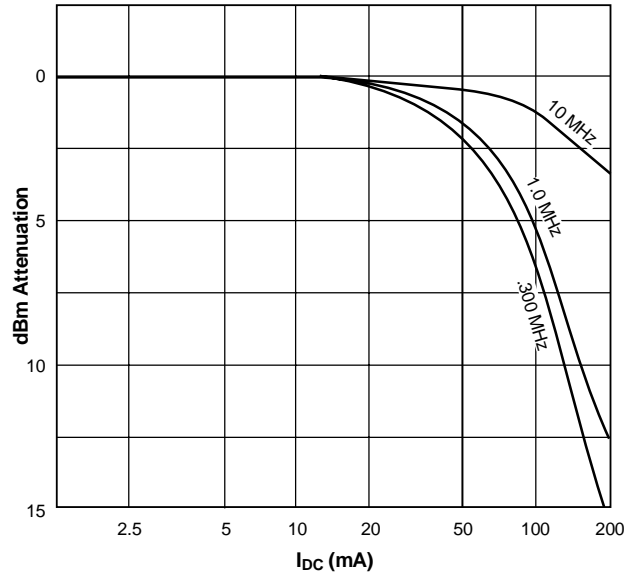
1102 Silver Lake Road Cary, Illinois 60013 Phone 847/639-6400 Fax 847/639-1469
E-mail info@coilcraft.com Web <http://www.coilcraft.com>

Wide Band RF Transformers



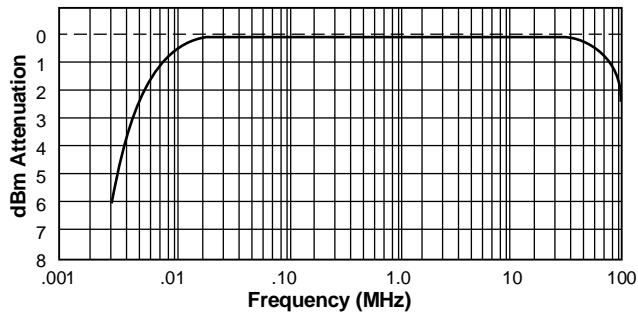
Parts/reel: 13" 500 Tape width: 24 mm
 For packaging data, see "Tape and Reel Specifications" (Doc. 173).

ATTENUATION vs CURRENT (TYP.)

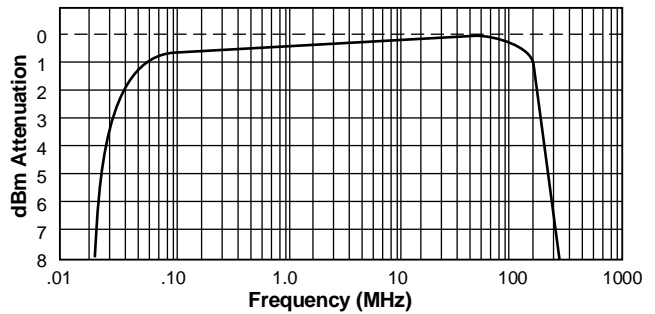


TYPICAL FREQUENCY RESPONSE

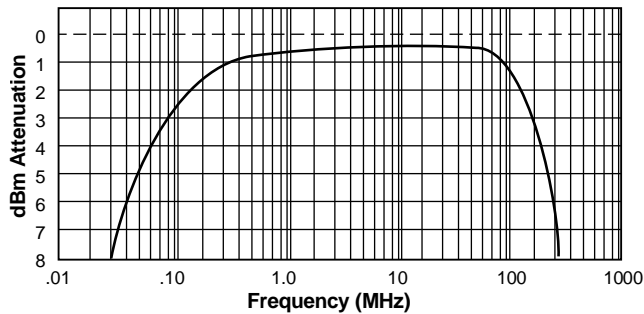
WB1010, WB2010, WB3010
 3dB bandwidth .005–100 MHz



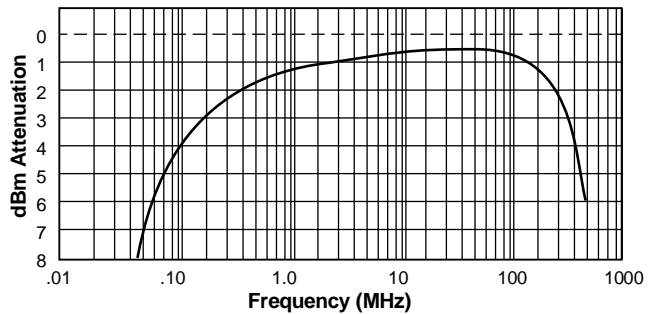
WB1010-1, WB2010-1, WB3010-1
 3dB bandwidth .04–175 MHz



WB1015, WB3015
 3dB bandwidth .1–150 MHz



WB1040, WB2040, WB3040
 3dB bandwidth .2–300 MHz



Specifications subject to change without notice. Document 116-2 Revised 4/9/01