



Chip Inductors - 0805CS Series (2012)

The 0805CS inductors provide exceptional Q values, even at high frequencies. They have a ceramic body and wire wound construction to provide the highest SRFs available in 0805 size.

Coilcraft **Designer's Kit C303** contains samples of all 5% inductance tolerance parts. Kits with 2% tolerance are also available. To order, contact Coilcraft or purchase on-line at <http://order.coilcraft.com>.

Part number ¹	Inductance ² (nH)	Percent tolerance ³	Q min ⁴	SRF typ ⁵ (MHz)	DCR max ⁶ (Ohms)	I _{rms} ⁷ (mA)	Color code
0805CS-020X_L_	2.8 @ 250 MHz	5	80 @ 1500 MHz	12200	0.06	800	Gray
0805CS-3N0X_L_	3.0 @ 250 MHz	5	65 @ 1500 MHz	12200	0.06	800	White
0805CS-030X_L_	3.3 @ 250 MHz	5	50 @ 1500 MHz	12200	0.08	600	Black
0805CS-050X_L_	5.6 @ 250 MHz	5	65 @ 1000 MHz	5900	0.08	600	Orange
0805CS-060X_L_	6.8 @ 250 MHz	5	50 @ 1000 MHz	5600	0.11	600	Brown
0805CS-070X_L_	7.5 @ 250 MHz	5	50 @ 1000 MHz	4800	0.14	600	Green
0805CS-080X_L_	8.2 @ 250 MHz	5,2	50 @ 1000 MHz	4400	0.12	600	Red
0805CS-100X_L_	10 @ 250 MHz	5,2	60 @ 500 MHz	4300	0.10	600	Blue
0805CS-120X_L_	12 @ 250 MHz	5,2	50 @ 500 MHz	4000	0.15	600	Orange
0805CS-150X_L_	15 @ 250 MHz	5,2	50 @ 500 MHz	3200	0.17	600	Yellow
0805CS-180X_L_	18 @ 250 MHz	5,2	50 @ 500 MHz	3100	0.20	600	Green
0805CS-220X_L_	22 @ 250 MHz	5,2	55 @ 500 MHz	2600	0.22	500	Blue
0805CS-240X_L_	24 @ 250 MHz	5,2	50 @ 500 MHz	2400	0.22	500	Gray
0805CS-270X_L_	27 @ 250 MHz	5,2	55 @ 500 MHz	2580	0.25	500	Violet
0805CS-330X_L_	33 @ 250 MHz	5,2,1	60 @ 500 MHz	2150	0.27	500	Gray
0805CS-360X_L_	36 @ 250 MHz	5,2,1	55 @ 500 MHz	1900	0.27	500	Orange
0805CS-390X_L_	39 @ 250 MHz	5,2,1	60 @ 500 MHz	2000	0.29	500	White
0805CS-430X_L_	43 @ 200 MHz	5,2,1	60 @ 500 MHz	1800	0.34	500	Yellow
0805CS-470X_L_	47 @ 200 MHz	5,2,1	60 @ 500 MHz	1700	0.31	500	Black
0805CS-560X_L_	56 @ 200 MHz	5,2,1	60 @ 500 MHz	1600	0.34	500	Brown
0805CS-680X_L_	68 @ 200 MHz	5,2,1	60 @ 500 MHz	1500	0.38	500	Red
0805CS-820X_L_	82 @ 150 MHz	5,2,1	65 @ 500 MHz	1330	0.42	400	Orange
0805CS-910X_L_	91 @ 150 MHz	5,2,1	65 @ 500 MHz	1330	0.48	400	Black
0805CS-101X_L_	100 @ 150 MHz	5,2,1	65 @ 500 MHz	1250	0.46	400	Yellow
0805CS-111X_L_	110 @ 150 MHz	5,2	50 @ 250 MHz	1100	0.48	400	Brown
0805CS-121X_L_	120 @ 150 MHz	5,2,1	50 @ 250 MHz	1100	0.51	400	Green
0805CS-151X_L_	150 @ 100 MHz	5,2,1	50 @ 250 MHz	920	0.56	400	Blue
0805CS-181X_L_	180 @ 100 MHz	5,2,1	50 @ 250 MHz	920	0.64	400	Violet
0805CS-221X_L_	220 @ 100 MHz	5,2	50 @ 250 MHz	820	0.70	400	Gray
0805CS-241X_L_	240 @ 100 MHz	5,2	44 @ 250 MHz	770	1.00	350	Red
0805CS-271X_L_	270 @ 100 MHz	5,2	48 @ 250 MHz	730	1.00	350	White
0805CS-331X_L_	330 @ 100 MHz	5,2	48 @ 250 MHz	650	1.40	310	Black
0805CS-391X_L_	390 @ 100 MHz	5,2	48 @ 250 MHz	600	1.50	290	Brown
0805CS-471X_L_	470 @ 50 MHz	5,2	33 @ 100 MHz	375	1.76	250	Violet
0805CS-561X_L_	560 @ 25 MHz	5,2	23 @ 50 MHz	330	1.90	230	Orange
0805CS-681X_L_	680 @ 25 MHz	5,2	23 @ 50 MHz	310	2.20	190	Green
0805CS-821X_L_	820 @ 25 MHz	5,2	23 @ 50 MHz	310	2.35	180	Blue

1. When ordering, please specify **tolerance** and **packaging** codes:

0805CS-821XGLC

Tolerance: F = 1% G = 2% J = 5%

(Table shows stock tolerances in bold.)

Packaging: C = 7" machine-ready reel. EIA-481 embossed plastic tape (2000 parts per full reel).

B = Less than full reel. In tape, but not machine ready. To have a leader and trailer added (\$25 charge), use code letter C instead.

D = 13" machine-ready reel. EIA-481 embossed plastic tape. Factory order only, not stocked (7500 parts per full reel).

- Inductance measured using a Coilcraft SMD-A fixture in an Agilent/HP 4286A impedance analyzer with Coilcraft-provided correlation pieces.
 - Tolerances in bold are stocked for immediate shipment.
 - Q measured using an Agilent/HP 4291A with an Agilent/HP 16193 test fixture.
 - SRF measured using an Agilent/HP 8720D network analyzer and a Coilcraft SMD-D test fixture.
 - DCR measured on a Cambridge Technology micro-ohmmeter and a Coilcraft CCF858 test fixture.
 - Average current for a 15°C rise above 25°C ambient.
 - Operating temperature range -40°C to +125°C.
 - Electrical specifications at 25°C.
- See Qualification Standards section for environmental and test data.

COILCRAFT ACCURATE
PRECISION REPEATABLE
MEASUREMENTS
SEE INDEX **TEST FIXTURES**

Coilcraft[®]

Specifications subject to change without notice.
Please check our website for latest information.

Document 100-1 Revised 02/02/05

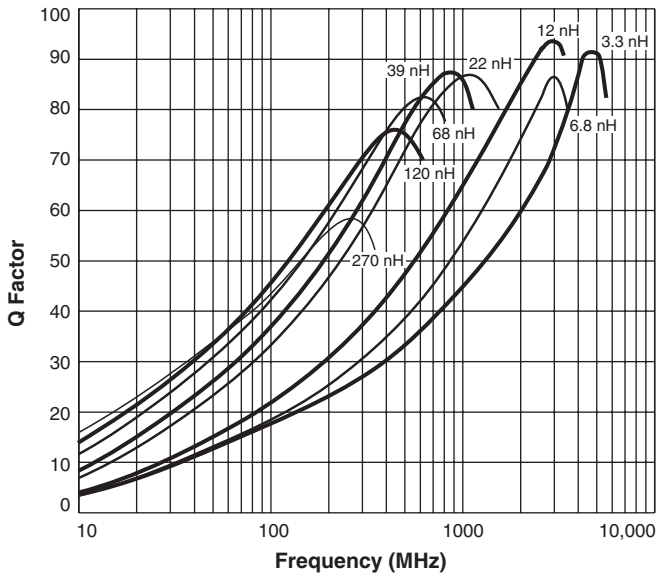
1102 Silver Lake Road Cary, Illinois 60013 Phone 847/639-6400 Fax 847/639-1469

E-mail info@coilcraft.com Web <http://www.coilcraft.com>



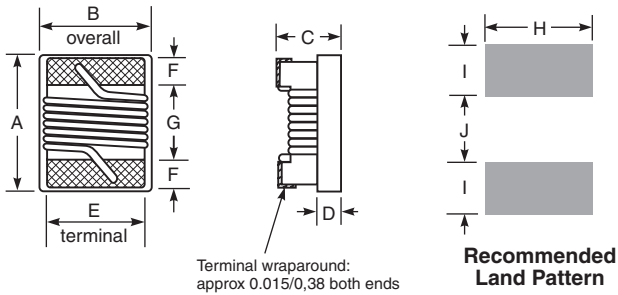
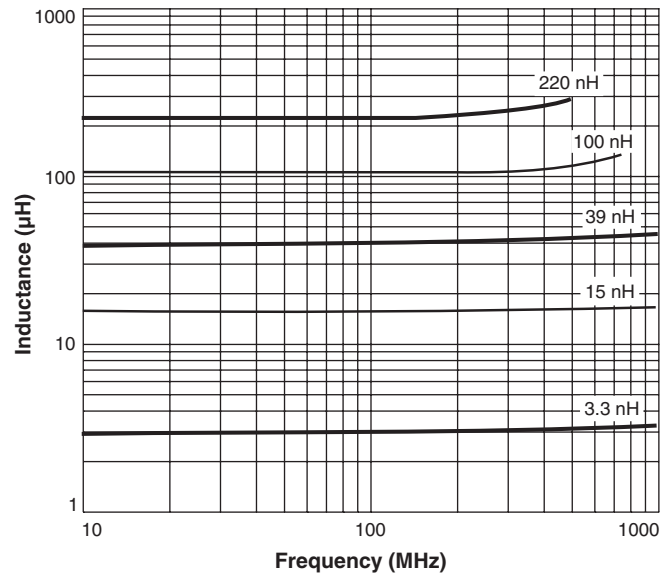
0805CS Series (2012)

Typical Q vs Frequency



S-Parameter files
ON OUR WEB SITE OR CD
SPICE models
ON OUR WEB SITE OR CD

Typical L vs Frequency



A max	B max	C max	D ref	E	F	G	H	I	J
0.090	0.068	0.060	0.020	0.050	0.020	0.040	0.070	0.040	0.030
2,29	1,73	1,52	0,51	1,27	0,51	1,02	1,78	1,02	0,76

Weight: 10.2 – 11.6 mg
Terminations: Silver-palladium-platinum-glass frit
Tape and reel: 2000/7" reel; 7500/13" reel 8 mm tape width
 For packaging data see Tape and Reel Specifications section.



Specifications subject to change without notice.
 Please check our website for latest information. Document 100-2 Revised 04/29/05

1102 Silver Lake Road Cary, Illinois 60013 Phone 847/639-6400 Fax 847/639-1469
 E-mail info@coilcraft.com Web http://www.coilcraft.com