

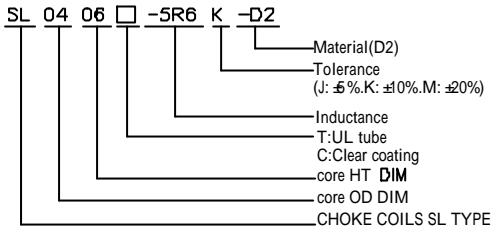
SL Series



Features

- Low cost
- Wide range of inductance
- High reliability

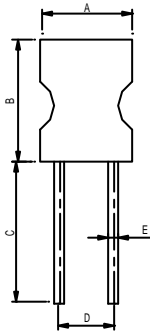
Product Identification



Electrical Parameters

Item	Inductance L (mH)	Test Freq. (MHz)	Standard Specification		
			Q Min.	D.C Resistance Max (W)	IDC (mA)
SL0406 – 1R0K – D2	1.0	7.96	50	0.15	300
SL0406 – 1R2K – D2	1.2	7.96	50	0.15	300
SL0406 – 1R5K – D2	1.5	7.96	55	0.20	300
SL0406 – 1R8K – D2	1.8	7.96	70	0.20	300
SL0406 – 2R2K – D2	2.2	7.96	75	0.25	300
SL0406 – 2R7K – D2	2.7	7.96	80	0.25	300
SL0406 – 3R3K – D2	3.3	7.96	80	0.25	300
SL0406 – 3R9K – D2	3.9	7.96	80	0.30	300
SL0406 – 4R7K – D2	4.7	7.96	75	0.30	300
SL0406 – 5R6K – D2	5.6	7.96	75	0.35	300
SL0406 – 6R8K – D2	6.8	7.96	70	0.35	300
SL0406 – 8R2K – D2	8.2	7.96	70	0.35	300
SL0406 – 100K – D2	10	2.52	80	0.60	300
SL0406 – 120K – D2	12	2.52	80	0.65	200
SL0406 – 150K – D2	15	2.52	80	0.75	200
SL0406 – 180K – D2	18	2.52	75	0.85	200
SL0406 – 220K – D2	22	2.52	75	1.00	200
SL0406 – 270K – D2	27	2.52	75	1.20	200
SL0406 – 330K – D2	33	2.52	75	1.30	200
SL0406 – 390K – D2	39	2.52	70	1.50	200
SL0406 – 470K – K	47	2.52	70	1.60	200
SL0406 – 560K – K	56	2.52	65	1.65	200
SL0406 – 680K – K	68	2.52	60	1.80	200
SL0406 – 820K – K	82	2.52	55	1.85	200
SL0406 – 101K – K	100	0.796	80	2.00	200
SL0406 – 121K – K	120	0.796	80	2.50	100
SL0406 – 151K – K	150	0.796	80	3.00	100
SL0406 – 181K – K	180	0.796	75	3.50	100
SL0406 – 221K – K	220	0.796	75	4.00	100
SL0406 – 271K – K	270	0.796	70	5.00	100
SL0406 – 331K – K	330	0.796	70	6.00	50
SL0406 – 391K – K	390	0.796	70	6.50	50
SL0406 – 471K – K	470	0.796	70	7.50	50
SL0406 – 561K – K	560	0.796	70	8.00	50
SL0406 – 681K – K	680	0.796	70	8.50	50
SL0406 – 821K – K	820	0.796	70	9.50	50

Shapes and Dimensions



Dimension in mm

A	6 <sup>+0</sup>
B	9 <sup>+0</sup>
C	15 <sup>-0</sup>
D	2±1.0
E	0.5φ

NOTE:

- CHILISIN has released lead-free products which are RoHS compliant, and the part number of lead-free products will be added “-N” after original one as identification.  
Ex: SL0406 – 1R0K – D2-N.
- CHILISIN uses UL tube on SL series to avoid damage when wave soldering.
- Customized specifications are also welcome.

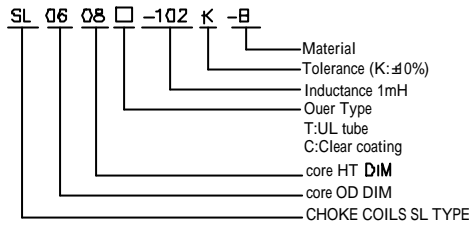
- L & Q: HP4285+HP42851A
- RDC: CHEN HWA502BC
- SRF: HP4287A
- IDC: CHEN HWA CH1061+301A



## Features

- Low cost
- Wide range of inductance
- High reliability

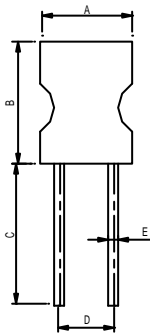
## Product Identification



## Electrical Parameters

Item	Inductance L (mH)	Test Freq. (KHz)	Q Min.	D.C Resistance Max (W)	IDC (mA)
SL0608□ – 102K – B	1.0	252	80	4.0	110
SL0608□ – 122K – B	1.2	252	80	4.7	95
SL0608□ – 152K – B	1.5	252	80	5.9	90
SL0608□ – 182K – B	1.8	252	80	6.0	80
SL0608□ – 222K – B	2.2	252	80	7.3	70
SL0608□ – 272K – B	2.7	252	80	9	65
SL0608□ – 332K – B	3.3	252	80	10	60
SL0608□ – 392K – B	3.9	252	80	11	55
SL0608□ – 472K – B	4.7	252	80	15	52
SL0608□ – 562K – B	5.6	252	80	16	50
SL0608□ – 682K – B	6.8	252	80	22	45
SL0608□ – 822K – B	8.2	252	80	25	40
SL0608□ – 103K – B	10	79.6	80	32.5	35
SL0608□ – 123K – B	12	79.6	80	53	32
SL0608□ – 153K – B	15	79.6	80	62	30
SL0608□ – 183K – B	18	79.6	80	68	28
SL0608□ – 223K – B	22	79.6	80	78	25
SL0608□ – 273K – B	27	79.6	80	90	22
SL0608□ – 333K – B	33	79.6	80	150	20
SL0608□ – 393K – B	39	79.6	80	160	16
SL0608□ – 473K – B	47	79.6	80	190	15

## Shapes and Dimensions



Dimensi

A	8 <sup>+0</sup>
B	12 <sup>+0</sup>
C	15 <sup>-0</sup>
D	3.5±1.5
E	0.65ϕ

- L & Q: HP4285+HP42851A
- RDC: CHEN HWA502BC

## NOTE:

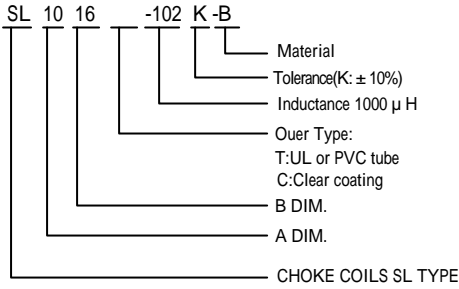
- CHILISIN will start to release lead-free choke coils of SL Series which meet SONY SS-00259's criteria of lead-free product in Q2 of 2004, and the part number of lead-free products will be added "-N" after original one as identification.  
Ex: SL0608 □-102K-B-N.
- CHILISIN uses UL tube on SL series o avoid damage when wave soldering.
- Customized specifications are also welcome.



**Features**

- Low cost
- Wide range of inductance
- High reliability

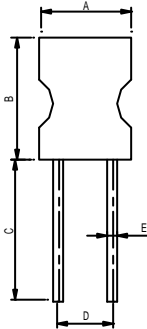
**Product Identification**



**Electrical Parameters**

Item	Inductance L (mH)	D.C Resistance Max (W)	IDC (A)
SL1016□ – 4R7K – B	4.7	0.018	10
SL1016□ – 6R8K – B	6.8	0.020	10
SL1016□ – 8R2K – B	8.2	0.022	10
SL1016□ – 100K – B	10	0.027	7.6
SL1016□ – 120K – B	12	0.024	7.5
SL1016□ – 150K – B	15	0.031	6.5
SL1016□ – 180K – B	18	0.039	6.0
SL1016□ – 220K – B	22	0.039	5.4
SL1016□ – 330K – B	33	0.047	4.4
SL1016□ – 470K – B	47	0.053	3.8
SL1016□ – 560K – B	56	0.068	3.4
SL1016□ – 680K – B	68	0.078	3.0
SL1016□ – 101K – B	100	0.099	2.5
SL1016□ – 121K – B	120	0.128	2.0
SL1016□ – 151K – B	150	0.182	1.8
SL1016□ – 181K – B	180	0.195	1.6
SL1016□ – 221K – B	220	0.312	1.4
SL1016□ – 271K – B	270	0.32	1.3
SL1016□ – 331K – B	330	0.39	1.2
SL1016□ – 391K – B	390	0.40	1.1
SL1016□ – 471K – B	470	0.49	1.0
SL1016□ – 561K – B	560	0.52	0.95
SL1016□ – 681K – B	680	0.88	0.80
SL1016□ – 821K – B	820	0.89	0.75
SL1016□ – 102K – B	1000	1.50	0.65
SL1016□ – 122K – B	1200	1.15	0.60
SL1016□ – 152K – B	1500	1.3	0.52
SL1016□ – 182K – B	1800	1.9	0.50
SL1016□ – 222K – B	2200	2.0	0.45
SL1016□ – 332K – B	3300	4.6	0.35
SL1016□ – 472K – B	4700	5.6	0.30
SL1016□ – 682K – B	6800	7.0	0.25
SL1016□ – 752K – B	7500	7.7	0.24
SL1016□ – 822K – B	8200	10.4	0.23
SL1016□ – 103K – B	10000	11.7	0.18
SL1016□ – 123K – B	12000	13.8	0.16
SL1016□ – 153K – B	15000	15.6	0.15
SL1016□ – 223K – B	22000	23.4	0.10

**Shapes and Dimensions**



Dimension in mm

<b>A</b>	13 <sup>+0</sup>
<b>B</b>	19 <sup>+0</sup>
<b>C</b>	20 <sup>0</sup>
<b>D</b>	6.5±1.5
<b>E</b>	0.8ϕ

**Note:**

- CHILISIN will start to release lead-free choke coils of SL Series which meet SONY SS-00259's criteria of lead-free product in Q2 of 2004, and the part number of lead-free products will be added "-N" after original one as identification.  
Ex: SL0609 – 1R0K – D2-N.
- CHILISIN has UL tube on SL Series to avoid damage when wave soldering.
- Customized specifications are also welcome.

- L: HP4263B @1KHZ 1V
- RDC: CHEN HWA502BC
- IDC: CHEN HWA CH1061+301A