



Features

- Available in E6 series
- Low profile of only 5.0 mm
- Inductance as low as 1 μ H
- RoHS compliant*

Applications

- Input/output of DC/DC converters
- Power supplies for:
 - Portable communications equipment
 - Camcorders
 - LCD TVs
 - Car radios

SDR1005 Series - SMD Power Inductors

Electrical Specifications

Bourns Part No.	Inductance 1kHz		Q Ref.	Test Frequency (MHz)	SRF Min. (MHz)	RDC (Ω)	I rms Max. (A)	I sat Typ. (A)
	(μ H)	Tol. %						
SDR1005-1R0ML	1	± 20	20	10	137	0.007	7.50	9.00
SDR1005-1R5ML	1.5	± 20	50	3	95	0.009	6.50	8.00
SDR1005-2R5ML	2.5	± 20	50	3	56	0.012	5.50	7.00
SDR1005-3R3ML	3.3	± 20	50	4	54	0.015	5.00	6.40
SDR1005-4R7ML	4.7	± 20	50	4	42	0.019	4.50	5.40
SDR1005-6R8ML	6.8	± 20	50	3	31	0.030	3.40	4.50
SDR1005-100ML	10	± 20	50	3	26	0.050	2.90	3.70
SDR1005-150ML	15	± 20	50	3	22	0.060	2.50	3.00
SDR1005-220ML	22	± 20	40	3	18	0.10	2.00	2.50
SDR1005-330KL	33	± 10	25	1	14	0.12	1.80	2.00
SDR1005-470KL	47	± 10	25	1	12	0.19	1.40	1.60
SDR1005-680KL	68	± 10	25	1	11	0.24	1.20	1.40
SDR1005-101KL	100	± 10	30	0.05	8	0.33	1.00	1.20
SDR1005-151KL	150	± 10	30	0.05	6	0.59	0.80	1.00
SDR1005-221KL	220	± 10	33	0.05	5	0.78	0.70	0.80
SDR1005-331KL	330	± 10	33	0.05	4	1.15	0.55	0.60
SDR1005-471KL	470	± 10	57	0.05	4	1.70	0.45	0.50
SDR1005-681KL	680	± 10	57	0.05	3	2.60	0.35	0.40
SDR1005-102KL	1000	± 10	81	0.07	2	3.90	0.30	0.35
SDR1005-152KL	1500	± 10	91	0.07	2	6.30	0.25	0.30
SDR1005-222KL	2200	± 10	91	0.07	2	8.20	0.20	0.24
SDR1005-332KL	3300	± 10	93	0.07	1	14.00	0.16	0.18
SDR1005-472KL	4700	± 10	93	0.07	1	17.00	0.15	0.16
SDR1005-682KL	6800	± 10	93	0.07	1	30.00	0.11	0.12
SDR1005-822KL	8200	± 10	100	0.07	1	34.00	0.11	0.12
SDR1005-103KL	10000	± 10	101	0.07	1	39.00	0.10	0.11

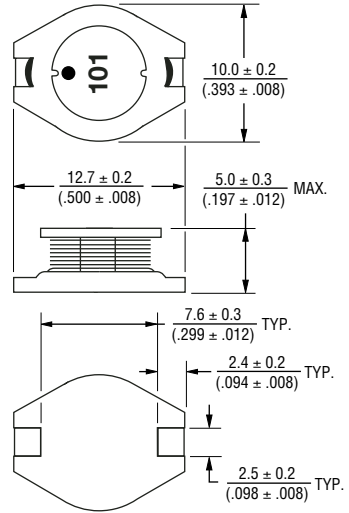
General Specifications

Test Voltage.....0.1 V
 Reflow soldering.....230 °C; 10 sec max.
 Operating Temperature -40 °C to +125 °C
 (Temperature rise included)
 Storage Temperature..-40 °C to +125 °C
 Resistance to Soldering Heat
230 °C for 10 sec.

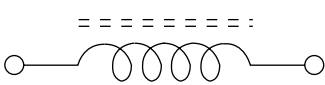
Materials

Core.....Ferrite DR
 Wire.....Enameled copper
 Base.....LCP E4008
 Terminal.....Cu/Ni/Sn
 Rated Current
Ind. drop 10 % typ. at Isat
 Temperature Rise15 °C max.
 at rated Irms
 Packaging.....600 pcs. per reel

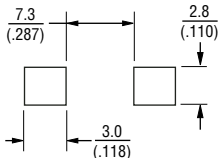
Product Dimensions



Electrical Schematic



Recommended Layout



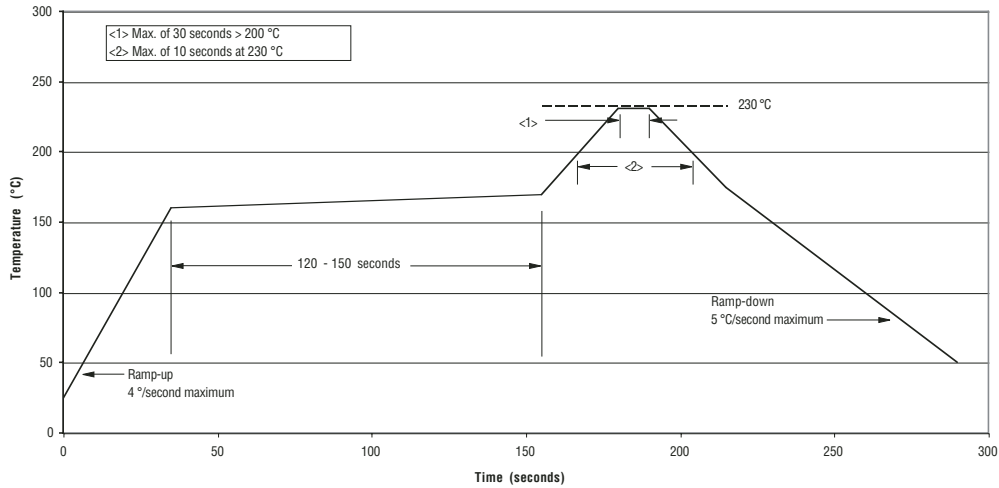
DIMENSIONS: $\frac{\text{MM}}{\text{(INCHES)}}$

*RoHS Directive 2002/95/EC Jan 27 2003 including Annex
 Specifications are subject to change without notice.
 Customers should verify actual device performance in their specific applications.

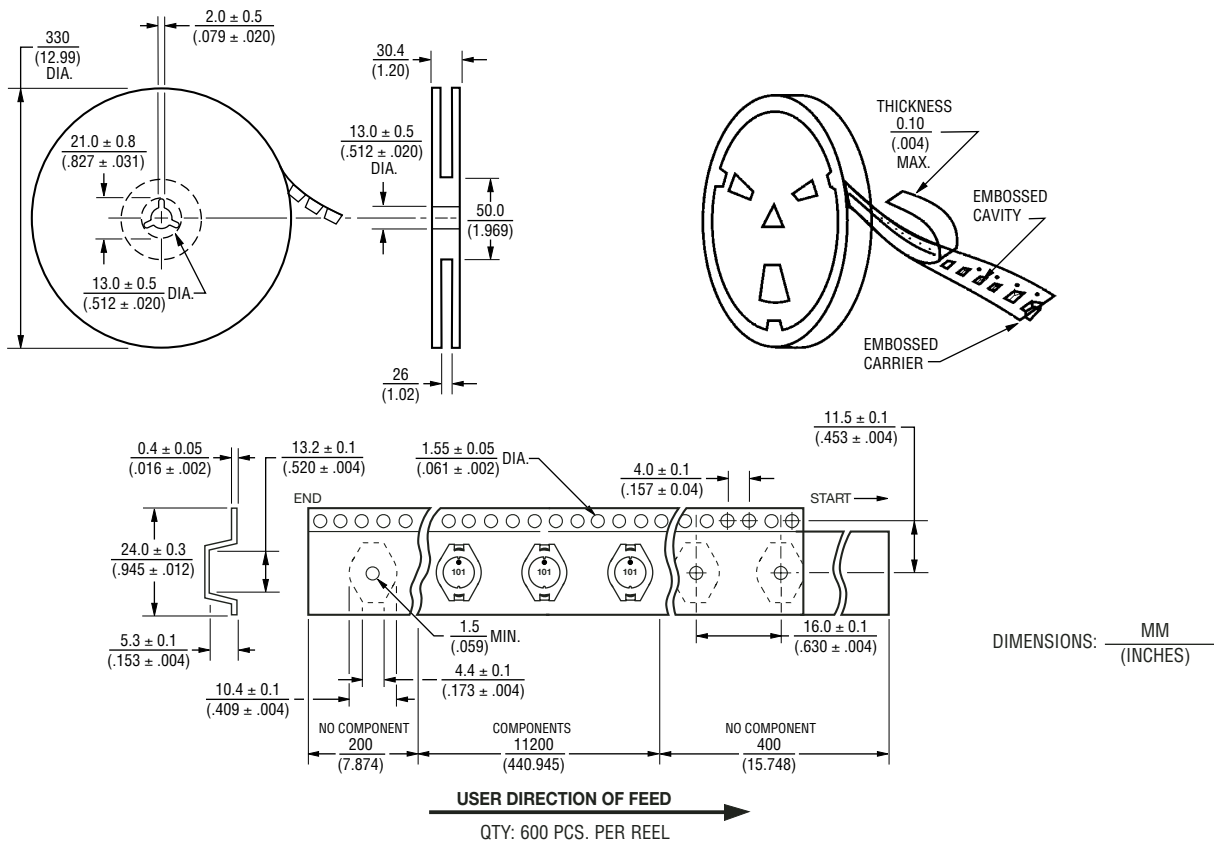
SDR1005 Series - SMD Power Inductor

BOURNS®

Soldering Profile



Packaging Specifications



REV. 05/05

Specifications are subject to change without notice.
 Customers should verify actual device performance in their specific applications.