


RoHS COMPLIANT



BOURNS®

Features

- 9 mm Round / Single-Turn / Cermet Industrial / Open Frame
- Both sides adjust
- Cross slot and hexagon adjustment designs
- Horizontal and vertical mounting styles
- Dust resistant/splash resistant covers
- PC board stand-offs and retention feature
- RoHS compliant*

3309 - 9 mm Round Trimming Potentiometer

Electrical Characteristics

Standard Resistance Range100 ohms to 2 megohms (see standard resistance table)
 Resistance Tolerance±25 % std. (tighter tolerance available)
 Absolute Minimum Resistance2 % max. (≤2K = 30 ohms)
 Contact Resistance Variation ..3 % max.
 Resolution.....Essentially infinite
 Adjustment Angle235 ° nom.

Environmental Characteristics

Power Rating (250 volts max.)
 70 °C0.5 watt
 Temperature Range.....-25 °C to +100 °C
 Temperature Coefficient±250 ppm/°C
 Load Life1,000 hours 0.5 watt @ 70 °C (5 % ΔTR)

Physical Characteristics

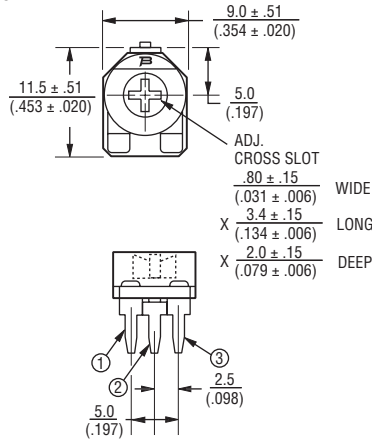
Mechanical Angle.....260 °±10 °
 Torque (Operating).....5 oz-in. max.
 Stop Strength11.0 oz -in. min.
 TerminalsSolderable pins
 MarkingManufacturer's trademark, resistance code
 Standard Packaging200 pcs. per bag
 Adjustment ToolH-90
 Aqueous cleaning not recommended

How To Order

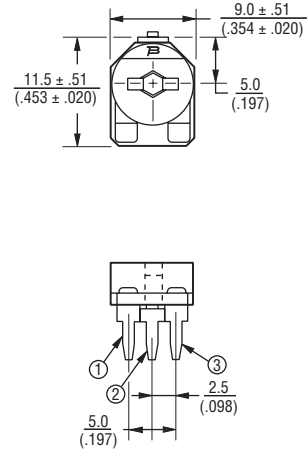
3309 W - 2 - 103

Model _____
 Style _____
 Rotor Style _____
 -1 = Standard
 -2 = Cross Slot/Single Slot Rear Adjust
 -3 = 2 mm Hex Thru Hole
 Resistance Code _____

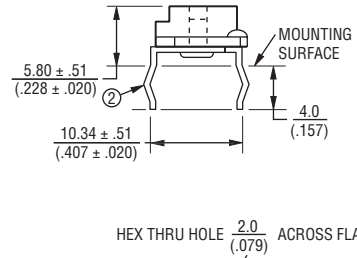
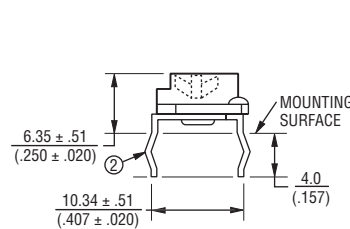
Top/Bottom Adjust Common Dimensions 3309P



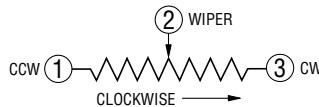
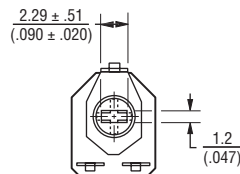
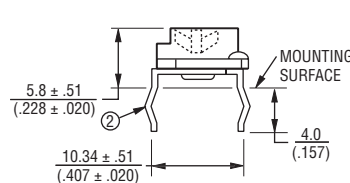
3309P-3 Both Sides Adjust Hex



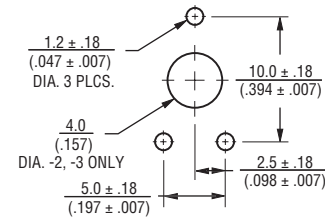
3309P-1 Top Adjust



3309P-2 Both Sides Adjust/Cross Slot



SUGGESTED PWB LAYOUT - 3309P



TOLERANCES: ± 0.25 (.010) EXCEPT WHERE NOTED

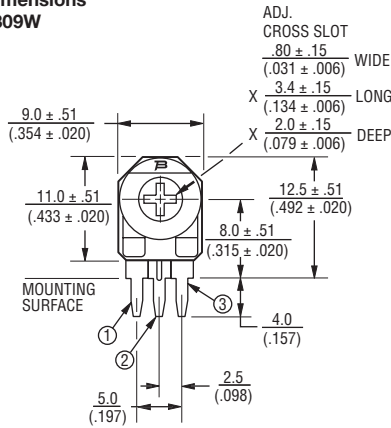
DIMENSIONS ARE: $\frac{\text{MM}}{\text{(INCHES)}}$

*RoHS Directive 2002/95/EC Jan 27 2003 including Annex. Specifications are subject to change without notice. Customers should verify actual device performance in their specific applications.

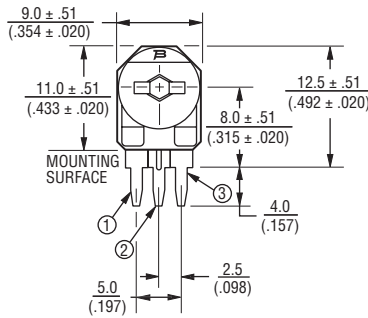
3309 - 9 mm Round Trimming Potentiometer



Side Adjust Common Dimensions 3309W



3309W-3 Both Sides Adjust Hex

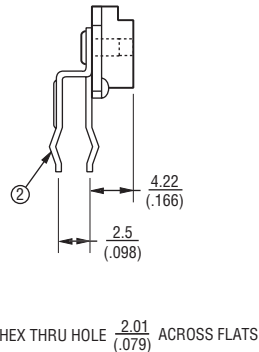
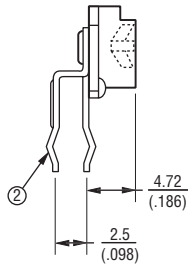


Standard Resistance Table

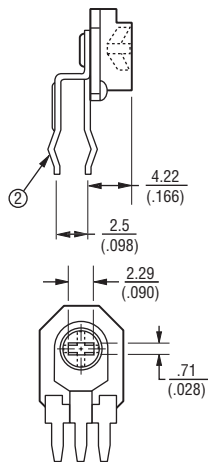
Resistance (Ohms)	Resistance Code
100	101
200	201
500	501
1,000	102
2,000	202
5,000	502
10,000	103
20,000	203
25,000	253
50,000	503
100,000	104
200,000	204
250,000	254
500,000	504
1,000,000	105
2,000,000	205

Popular distribution resistance values listed in boldface.

3309W-1 Single Side (Front) Adjust



3309W-2 Both Sides Adjust - Cross Slot



SUGGESTED PWB LAYOUT - 3309W

