



Features

- Surface Mount 3 mm Square / Multiturn Cermet / Industrial / Sealed
- Sealed to withstand standard board wash processing
- Pick and place centering design for automated placement compatibility
- Flush adjustment screw
- Meets EIA/EIAJ/IPC/VECI SMD standard trimmer footprint
- Top and side adjust
- RoHS compliant* - see processing information on lead free surface mount trimmers

3223 - 3 mm SMD Trimming Potentiometer

Electrical Characteristics

Standard Resistance Range
 10 ohms to 2 megohms
 (see standard resistance table)
 Resistance Tolerance $\pm 20\%$ std.
 Absolute Minimum Resistance
 1 % or 3 ohms max.
 (whichever is greater)
 Contact Resistance Variation
 3 % or 3 ohms max.
 (whichever is greater)
 Resolution Essentially infinite
 Insulation Resistance 500 VDC
 100 megohms min.
 Dielectric Strength
 Sea Level 600 VAC (1 minute)
 Adjustment Angle 11 turns nom.

Environmental Characteristics

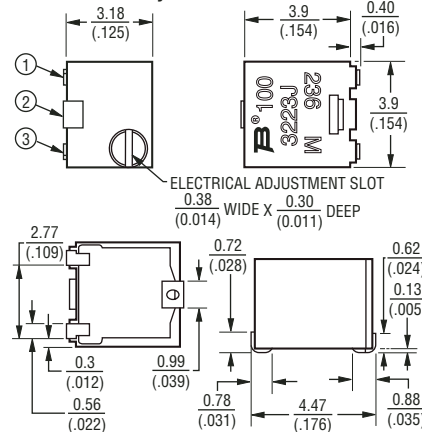
Power Rating (200 volts max.)
 70 °C 0.125 watt
 150 °C 0 watt
 Temperature Range ... -65 °C to +150 °C
 Temperature Coefficient ... ± 100 ppm/°C
 Humidity MIL-STD-202 Method 106
 TRS $\pm 3\%$; IR 10 megohms
 Vibration 20 G TRS $\pm 1\%$; VRS $\pm 1\%$
 Shock 100 G TRS $\pm 1\%$; VRS $\pm 1\%$
 Load Life
 @ 70 °C rated power 1000 hours
 CRV 4 ohms or 4 %
 (whichever is greater)
 Rotational Cycling 200 cycles
 CRV 4 ohms or 4 %
 (whichever is greater)
 Thermal Shock 5 cycles
 TRS $\pm 2\%$; VRS $\pm 2\%$

Physical Characteristics

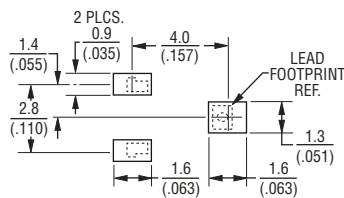
Mechanical Stop Wiper idles
 Torque 2.50 oz-in. max
 Weight Approximately 0.01 oz.
 Marking Manufacturer's code,
 resistance code and date code
 Solderability Per MIL-STD-202,
 Method 208
 Wiper 50 % (Actual TR) $\pm 10\%$
 Flammability UL94V-0
 Adjustment Tool H-92-1

Product Dimensions

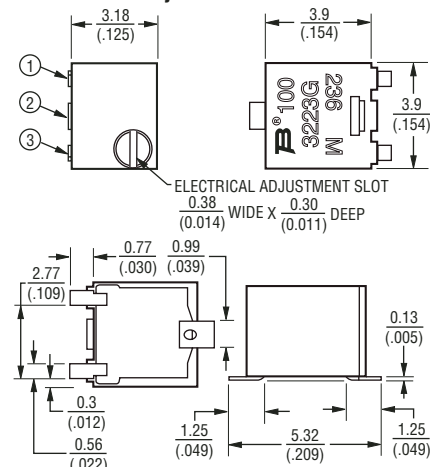
3223J Side Adjust



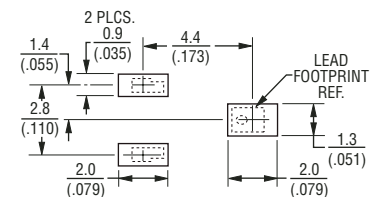
RECOMMENDED LAND PATTERN



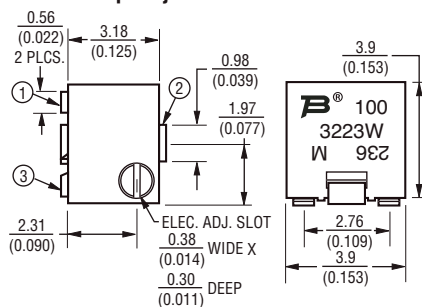
3223G Side Adjust



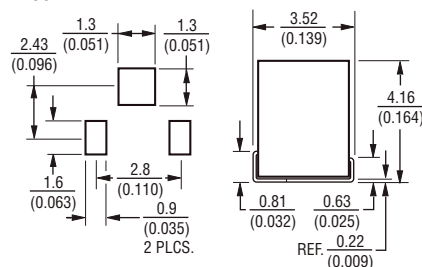
RECOMMENDED LAND PATTERN



3223W Top Adjust

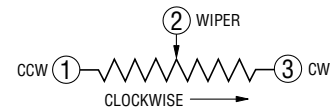


RECOMMENDED LAND PATTERN



DIMENSIONS: $\frac{\text{MM}}{\text{(INCHES)}}$

TOLERANCES: $\frac{0.25}{(.010)}$ EXCEPT WHERE NOTED



How To Order

3223 W - 1 - 502 E

Model _____
 Style _____
 Standard Product Indicator
 -1 = IR Reflow (Standard)
 Resistance Code _____
 Embossed Tape Designator
 E = 500 pcs./7 " Reel (Standard)

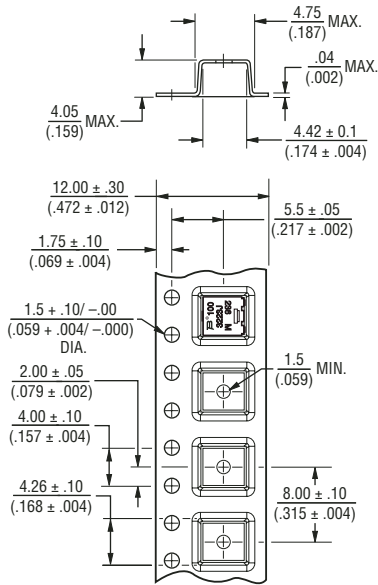
*RoHS Directive 2002/95/EC Jan 27 2003 including Annex.
 Specifications are subject to change without notice.
 Customers should verify actual device performance in their specific applications

3223 - 3 mm SMD Trimming Potentiometer

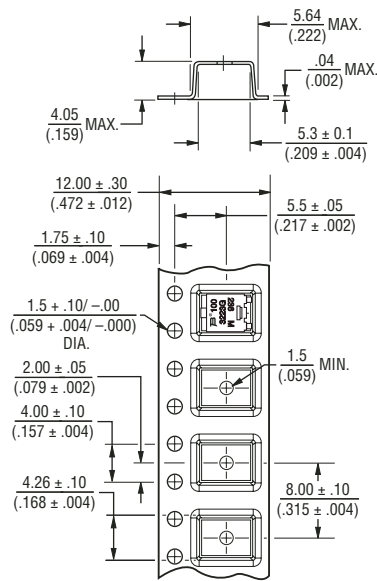
BOURNS®

Packaging Specifications

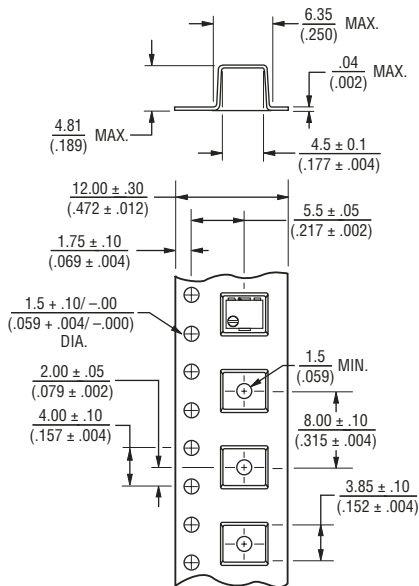
J Style



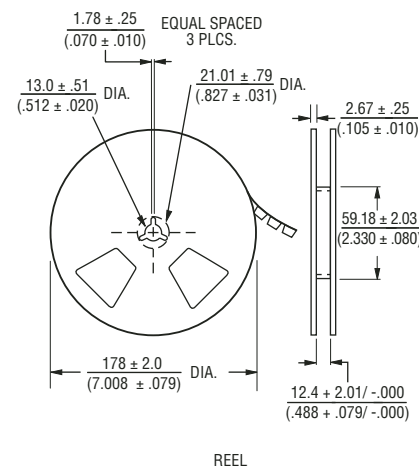
G Style



W Style



TAPE



Cover tape peel strength: Meets EIA specification 481.

DIMENSIONS: $\frac{\text{MM}}{\text{(INCHES)}}$

Standard Resistance Table

Resistance (Ohms)	Resistance Code
10	100
20	200
50	500
100	101
200	201
500	501
1,000	102
2,000	202
5,000	502
10,000	103
20,000	203
50,000	503
100,000	104
200,000	204
500,000	504
1,000,000	105
2,000,000	205

Popular values listed in boldface. Consult factory for special resistances.