

Disc Ceramic Capacitors



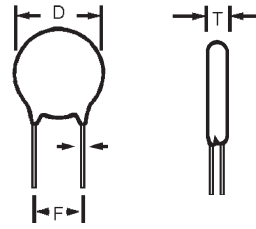
AC and Switch Mode Epoxy Coated

CAPACITORS FOR AC AND SWITCH MODE APPLICATIONS

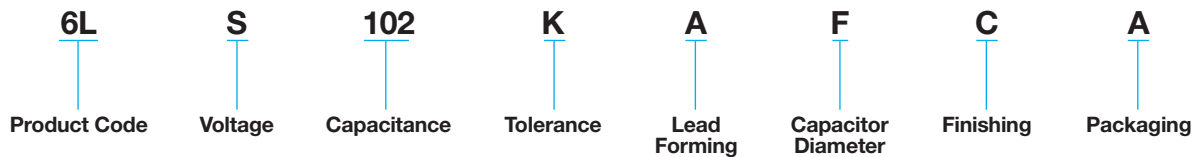
These capacitors are made of a new dielectric compound specially developed for AC or switch mode circuits that can generate dielectric heat which is limiting factor on other ceramic disc capacitors.

This new series adds the advantages of class I (low loss factor) with the advantages of class II capacitors (small sizes and lower costs).

The capacitors are epoxy coated, flame retardant class UL 94-V0. They meet the standards of the telecom and data processing industry. They are particularly suited for TV deflection and power supply circuits.



HOW TO ORDER



PERFORMANCE CHARACTERISTICS

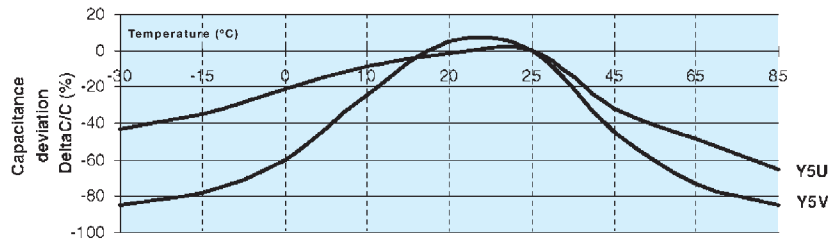
Measured at	1.0 kHz / 0.3 Vrms / 25°C				
Dissipation Factor (%)	6LR / 6LS / 6LT ≤ 0.5% 67S / 68S ≤ 0.8%				
Capacitance Tolerance	6LR ±10% ±20% -20 +50%	6LS ±10% ±20% -20 +50%	6LT ±10% ±20% -20 +50%	67S ±20% -20 +50%	68S -20 +50%
Insulation Resistance (IR)	@ 500V → ≥ 10 GΩ				
Dielectric Strength NOTE: Charging current limited to 50 mA	1.5 × V _R + 500 (DC) Between leads and body insulation				
dV/dt test	up to 3.5 kV/μsec				
Operating Temperature Range (°C)	-40... +125°C				
Climatic Category	30 / 85 / 56 Epoxy Coated				
Max. Temp. rise on the external surface of the capacitor related to ambient	Measured at 20mm from the capacitor				T _{max} = T _{amb} + 20°C

Disc Ceramic Capacitors



AC Switch Mode Epoxy Coated

TEMPERATURE COEFFICIENT – TYPICAL CURVES



CERTIFICATION BODY APPROVALS

	Standard	6LR		6LS		67S	
		Certificate Number	Rated Voltage	Certificate Number	Rated Voltage	Certificate Number	Rated Voltage
UL	UL 1414	E 147842	250 VAC	E 147842	250 VAC	E 147842	250 VAC

APPROVED LOGOS



CAPACITANCE VS. DISC DIAMETER

millimeters (inches)

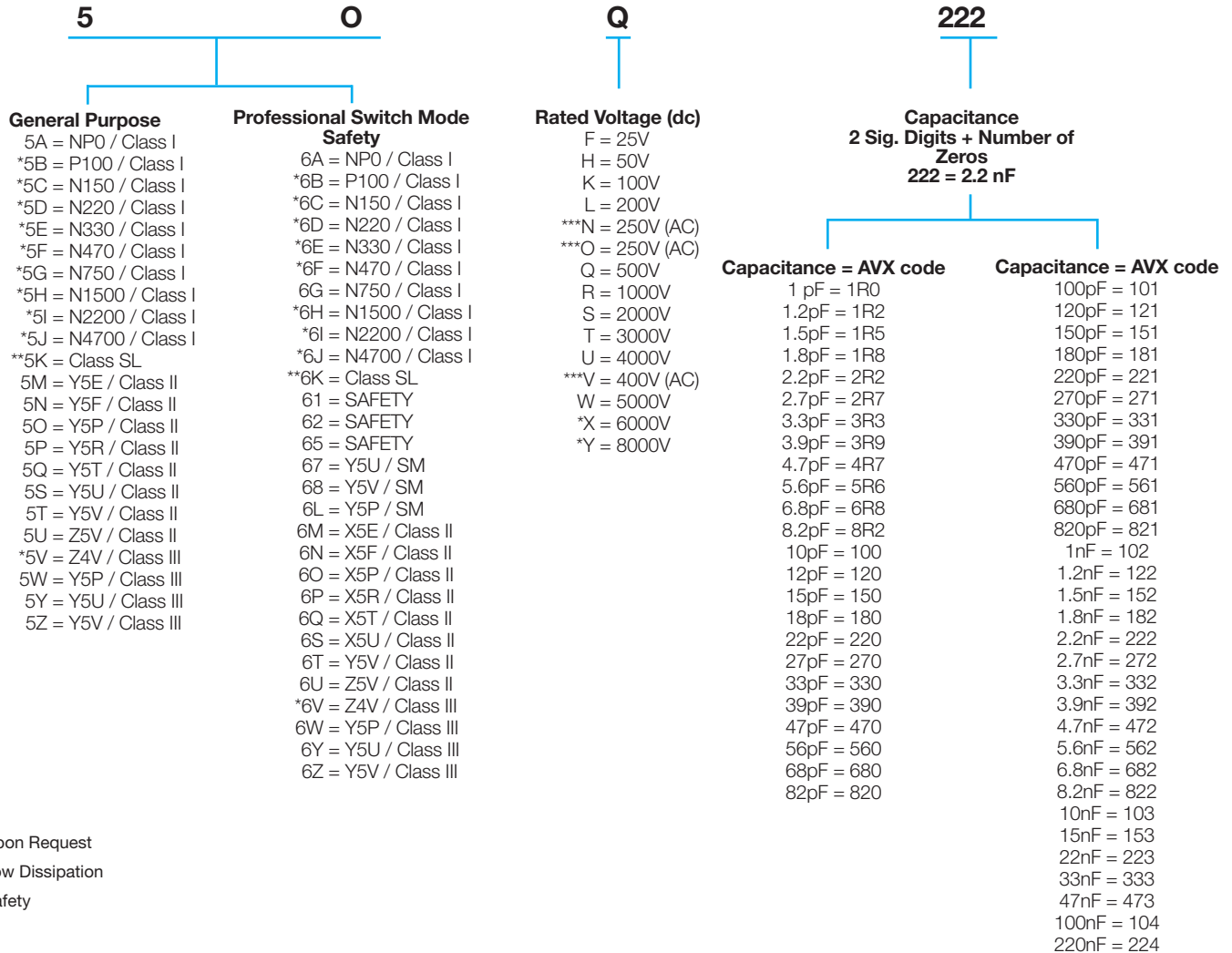
Temp. Coefficient	Y5P			Y5U	Y5V					
Digits 1, 2, 3 of P.N.	6LR	6LS	6LT	67S	68S					
Rated Voltage (V _R)	1000 VDC 130 VAC	2000 VDC 250 VAC	3000 VDC 380 VAC	2000 VDC 250 VAC	2000 VDC 250 VAC					
C _R (pF)										
100	6.0 (0.236)	6.0 (0.236)	6.0 (0.236)	8.0 (0.315)	10.0 (0.394)					
120										
150										
180										
220										
270										
330	7.0 (0.276)	8.0 (0.315)	9.0 (0.354)	10.0 (0.394)	12.0 (0.472)					
390										
470										
560										
680										
820										
1000	8.0 (0.315)	10.0 (0.394)	12.0 (0.472)	14.0 (0.551)	16.0 (0.630)					
1200										
1500										
1800										
2200										
2700										
3300	14.0 (0.551)	16.0 (0.630)	19.0 (0.748)	12.0 (0.472)	14.0 (0.551)					
3900										
4700										
10000						16.0 (0.630)	19.0 (0.748)	25.0 (0.984)	30.0 (1.181)	35.0 (1.378)
	16.0 (0.630)	19.0 (0.748)	25.0 (0.984)	30.0 (1.181)	35.0 (1.378)					
	16.0 (0.630)	19.0 (0.748)	25.0 (0.984)	30.0 (1.181)	35.0 (1.378)					
	16.0 (0.630)	19.0 (0.748)	25.0 (0.984)	30.0 (1.181)	35.0 (1.378)					
	16.0 (0.630)	19.0 (0.748)	25.0 (0.984)	30.0 (1.181)	35.0 (1.378)					
	16.0 (0.630)	19.0 (0.748)	25.0 (0.984)	30.0 (1.181)	35.0 (1.378)					
	16.0 (0.630)	19.0 (0.748)	25.0 (0.984)	30.0 (1.181)	35.0 (1.378)					
	16.0 (0.630)	19.0 (0.748)	25.0 (0.984)	30.0 (1.181)	35.0 (1.378)					
	16.0 (0.630)	19.0 (0.748)	25.0 (0.984)	30.0 (1.181)	35.0 (1.378)					
	16.0 (0.630)	19.0 (0.748)	25.0 (0.984)	30.0 (1.181)	35.0 (1.378)					
	16.0 (0.630)	19.0 (0.748)	25.0 (0.984)	30.0 (1.181)	35.0 (1.378)					
	16.0 (0.630)	19.0 (0.748)	25.0 (0.984)	30.0 (1.181)	35.0 (1.378)					
	16.0 (0.630)	19.0 (0.748)	25.0 (0.984)	30.0 (1.181)	35.0 (1.378)					
	16.0 (0.630)	19.0 (0.748)	25.0 (0.984)	30.0 (1.181)	35.0 (1.378)					
	16.0 (0.630)	19.0 (0.748)	25.0 (0.984)	30.0 (1.181)	35.0 (1.378)					
	16.0 (0.630)	19.0 (0.748)	25.0 (0.984)	30.0 (1.181)	35.0 (1.378)					
	16.0 (0.630)	19.0 (0.748)	25.0 (0.984)	30.0 (1.181)	35.0 (1.378)					
	16.0 (0.630)	19.0 (0.748)	25.0 (0.984)	30.0 (1.181)	35.0 (1.378)					
	16.0 (0.630)	19.0 (0.748)	25.0 (0.984)	30.0 (1.181)	35.0 (1.378)					
	16.0 (0.630)	19.0 (0.748)	25.0 (0.984)	30.0 (1.181)	35.0 (1.378)					
	16.0 (0.630)	19.0 (0.748)	25.0 (0.984)	30.0 (1.181)	35.0 (1.378)					
	16.0 (0.630)	19.0 (0.748)	25.0 (0.984)	30.0 (1.181)	35.0 (1.378)					
	16.0 (0.630)	19.0 (0.748)	25.0 (0.984)	30.0 (1.181)	35.0 (1.378)					
	16.0 (0.630)	19.0 (0.748)	25.0 (0.984)	30.0 (1.181)	35.0 (1.378)					
	16.0 (0.630)	19.0 (0.748)	25.0 (0.984)	30.0 (1.181)	35.0 (1.378)					
	16.0 (0.630)	19.0 (0.748)	25.0 (0.984)	30.0 (1.181)	35.0 (1.378)					
	16.0 (0.630)	19.0 (0.748)	25.0 (0.984)	30.0 (1.181)	35.0 (1.378)					
	16.0 (0.630)	19.0 (0.748)	25.0 (0.984)	30.0 (1.181)	35.0 (1.378)					
	16.0 (0.630)	19.0 (0.748)	25.0 (0.984)	30.0 (1.181)	35.0 (1.378)					
	16.0 (0.630)	19.0 (0.748)	25.0 (0.984)	30.0 (1.181)	35.0 (1.378)					
	16.0 (0.630)	19.0 (0.748)	25.0 (0.984)	30.0 (1.181)	35.0 (1.378)					
	16.0 (0.630)	19.0 (0.748)	25.0 (0.984)	30.0 (1.181)	35.0 (1.378)					
	16.0 (0.630)	19.0 (0.748)	25.0 (0.984)	30.0 (1.181)	35.0 (1.378)					
	16.0 (0.630)	19.0 (0.748)	25.0 (0.984)	30.0 (1.181)	35.0 (1.378)					
	16.0 (0.630)	19.0 (0.748)	25.0 (0.984)	30.0 (1.181)	35.0 (1.378)					
	16.0 (0.630)	19.0 (0.748)	25.0 (0.984)	30.0 (1.181)	35.0 (1.378)					
	16.0 (0.630)	19.0 (0.748)	25.0 (0.984)	30.0 (1.181)	35.0 (1.378)					
	16.0 (0.630)	19.0 (0.748)	25.0 (0.984)	30.0 (1.181)	35.0 (1.378)					
	16.0 (0.630)	19.0 (0.748)	25.0 (0.984)	30.0 (1.181)	35.0 (1.378)					
	16.0 (0.630)	19.0 (0.748)	25.0 (0.984)	30.0 (1.181)	35.0 (1.378)					
	16.0 (0.630)	19.0 (0.748)	25.0 (0.984)	30.0 (1.181)	35.0 (1.378)					
	16.0 (0.630)	19.0 (0.748)	25.0 (0.984)	30.0 (1.181)	35.0 (1.378)					
	16.0 (0.630)	19.0 (0.748)	25.0 (0.984)	30.0 (1.181)	35.0 (1.378)					
	16.0 (0.630)	19.0 (0.748)	25.0 (0.984)	30.0 (1.181)	35.0 (1.378)					
	16.0 (0.630)	19.0 (0.748)	25.0 (0.984)	30.0 (1.181)	35.0 (1.378)					
	16.0 (0.630)	19.0 (0.748)	25.0 (0.984)	30.0 (1.181)	35.0 (1.378)					
	16.0 (0.630)	19.0 (0.748)	25.0 (0.984)	30.0 (1.181)	35.0 (1.378)					
	16.0 (0.630)	19.0 (0.748)	25.0 (0.984)	30.0 (1.181)	35.0 (1.378)					
	16.0 (0.630)	19.0 (0.748)	25.0 (0.984)	30.0 (1.181)	35.0 (1.378)					
	16.0 (0.630)	19.0 (0.748)	25.0 (0.984)	30.0 (1.181)	35.0 (1.378)					
	16.0 (0.630)	19.0 (0.748)	25.0 (0.984)	30.0 (1.181)	35.0 (1.378)					
	16.0 (0.630)	19.0 (0.748)	25.0 (0.984)	30.0 (1.181)	35.0 (1.378)					
	16.0 (0.630)	19.0 (0.748)	25.0 (0.984)	30.0 (1.181)	35.0 (1.378)					
	16.0 (0.630)	19.0 (0.748)	25.0 (0.984)	30.0 (1.181)	35.0 (1.378)					
	16.0 (0.630)	19.0 (0.748)	25.0 (0.984)	30.0 (1.181)	35.0 (1.378)					
	16.0 (0.630)	19.0 (0.748)	25.0 (0.984)	30.0 (1.181)	35.0 (1.378)					
	16.0 (0.630)	19.0 (0.748)	25.0 (0.984)	30.0 (1.181)	35.0 (1.378)					
	16.0 (0.630)	19.0 (0.748)	25.0 (0.984)	30.0 (1.181)	35.0 (1.378)					
	16.0 (0.630)	19.0 (0.748)	25.0 (0.984)	30.0 (1.181)	35.0 (1.378)					
	16.0 (0.630)	19.0 (0.748)	25.0 (0.984)	30.0 (1.181)	35.0 (1.378)					
	16.0 (0.630)	19.0 (0.748)	25.0 (0.984)	30.0 (1.181)	35.0 (1.378)					
	16.0 (0.630)	19.0 (0.748)	25.0 (0.984)	30.0 (1.181)	35.0 (1.378)					
	16.0 (0.630)	19.0 (0.748)	25.0 (0.984)	30.0 (1.181)	35.0 (1.378)					
	16.0 (0.630)	19.0 (0.748)	25.0 (0.984)	30.0 (1.181)	35.0 (1.378)					
	16.0 (0.630)	19.0 (0.748)	25.0 (0.984)	30.0 (1.181)	35.0 (1.378)					
	16.0 (0.630)	19.0 (0.748)	25.0 (0.984)	30.0 (1.181)	35.0 (1.378)					
	16.0 (0.630)	19.0 (0.748)	25.0 (0.984)	30.0 (1.181)	35.0 (1.378)					
	16.0 (0.630)	19.0 (0.748)	25.0 (0.984)	30.0 (1.181)	35.0 (1.378)					
	16.0 (0.630)	19.0 (0.748)	25.0 (0.984)	30.0 (1.181)	35.0 (1.378)					
	16.0 (0.630)	19.0 (0.748)	25.0 (0.984)	30.0 (1.181)	35.0 (1.378)					
	16.0 (0.630)	19.0 (0.748)	25.0 (0.984)	30.0 (1.181)	35.0 (1.378)					
	16.0 (0.630)	19.0 (0.748)	25.0 (0.984)	30.0						

Disc Ceramic Capacitors



Ordering Code

HOW TO ORDER



DIMENSIONS

millimeters (inches)

Digit 9 (ø)	D ± 1 (0.039)	T max. Low Voltage	T max. High Voltage	Available Lead Spacing				
				Vn = 100V/500V	Vn = 1000V	Vn = 2000V	Vn = 3000V	Vn = 4000/5000V
A/B	5.0 (0.197)	3.0 (0.118)	5.0 (0.197)	A,B,E,O,R,X	A,B,E,N,R,X	A,B,E,N,R	B,E	
C	6.0 (0.236)	3.0 (0.118)	5.0 (0.197)	A,B,C,E,O,R,X	A,B,C,E,N,R,X	A,B,C,E,N,R	B,C,E	C
D	7.0 (0.276)	4.0 (0.157)	5.0 (0.197)	A,B,C,E,O,R,X	A,B,C,E,N,Q,R,X	A,B,C,E,N,Q,R	B,C,E	C
E	8.0 (0.315)	4.0 (0.157)	5.0 (0.197)	A,B,C,E,O,R,X	A,B,C,E,N,Q,R,X	A,B,C,E,N,Q,R	B,C,E	C
F	9.0 (0.354)	5.0 (0.197)	5.0 (0.197)	A,B,C,E,O,R,X	A,B,C,E,N,R,X	A,B,C,E,N,R	B,C,E	C
G	10.0 (0.394)	5.0 (0.197)	5.0 (0.197)	A,B,C,E,O,R,X	A,B,C,E,N,R,X	A,B,C,E,N,R	B,C,E	C
H	11.0 (0.433)	5.0 (0.197)	5.0 (0.197)	A,B,C,E,O,R,X	A,B,C,E,N,R,W	A,B,C,E,N,R,W	B,C,E,W	C
J	12.0 (0.472)	5.0 (0.197)	5.0 (0.197)	B,C,R,W	B,C,N,R,W	B,C,W	B,C,W	C
K	14.0 (0.551)	6.0 (0.236)	6.0 (0.236)	B,C,R,W	B,C,N,R,W	B,C,W	B,C,W	C
L	16.0 (0.630)	6.0 (0.236)	6.0 (0.236)	B,C,R,W	B,C,N,R,W	B,C,W	B,C,W	C
M	19.0 (0.748)	7.0 (0.276)	7.0 (0.276)	B,C	B,C	B,C	B,C	C
S	23.0 (0.906)	7.0 (0.276)	7.0 (0.276)	C	C	C	-	-

(E), (X), (W): upon request



Disc Ceramic Capacitors



Ordering Code

M

Tolerance
 C = ±0.25 pF
 D = ±0.50 pF
 J = ±5%
 K = ±10%
 M = ±20%
 S = -20+50%
 Z = -20+80%
 P = 0+100%

A

Lead Forming

Lead Spacing		Digit 8 - Standard Lead Form		
F				
mm	inches			
5.00 +0.60 -0.20	0.197 +0.024 -0.008	A	O	N
6.00 +0.60 -0.20	0.236 +0.024 -0.008	E	X	-
7.50 +1.00 -0.50	0.295 +0.039 -0.020	B	R	Q
10.0 +0.50 -1.00	0.394 +0.020 -0.039	C	W	-

For special Lead Form and Space please contact factory.

E

**Capacitor Diameter
± 2 (0.079)**
 A/B = 5 (0.197)
 C = 6 (0.236)
 D = 7 (0.276)
 E = 8 (0.315)
 F = 9 (0.354)
 G = 10 (0.394)
 H = 11 (0.433)
 J = 12 (0.472)
 K = 14 (0.551)
 L = 16 (0.630)
 M = 19 (0.748)
 S = 23 (0.905)

A

Finishing

Digit 10	Coating	Description	Wire
A/J	Phenolic	25V – 500V General Purpose	0.55 ± 0.1 (0.022 ± 0.004)
S	Epoxy	25V – 500V Professional	0.55 ± 0.1 (0.022 ± 0.004)
C	Epoxy	1000V – 8000V	0.55 ± 0.1 (0.022 ± 0.004)
I	Epoxy	1000V – 8000V	0.80 ± 0.1 (0.032 ± 0.004)
L	Phenolic	1000V	0.55 ± 0.1 (0.022 ± 0.004)

A

Packaging

Cardboard Strips



Bulk

*A =
 C = 10 (0.394)
 *D = 25 (0.984)
 E = 5.0 (0.197)
 F = 4.0 (0.157)
 T = 4.5 (0.177)
 W = 3.5 (0.138)
 N = 3.0 (0.118)

Taping

Reel



Avisert				Panaset			
H	L	L	L	J	L	L	L

Ammo Pack



Avisert				Panaset			
I	M	M	M	K	M	M	M

*Only available above 500V (High Voltage Discs)



mm (inches)

Please note that not all code combinations are either possible or available.