

Card Edge Connector



Series 6338

UL Approved File No. E90732.

CSA Approved File No. 1255749.

10, 16, 20, 26, 34, 40, 44, 50 & 60 positions.

Copper alloy contacts.

Accepts printed circuit boards of 1.6mm thickness.

Compatible with other leading manufacturers.



TECHNICAL SPECIFICATION

Material:

Molding - UL94VO rated glass filled grey polyester

Contact - Copper alloy

Contact Plating:

Contacts are selective gold-plated over nickel, reflow tin lead on IDC section

Current Rating:

1 ampere at 70°C maximum ambient

Working Voltage:

350V DC or AC peak

Insulation Resistance:

>1000 megohms

Voltage Proof:

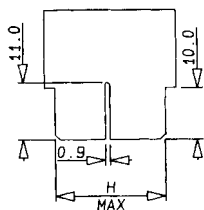
1050 DC or AC peak

Operating Temperature:

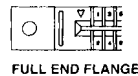
-55°C to +105°C

Wire Gauge:

26 AWG Solid & Stranded
28 AWG Solid & Stranded



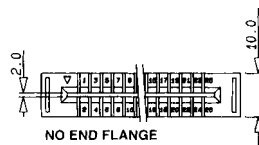
PC CARD DETAILS



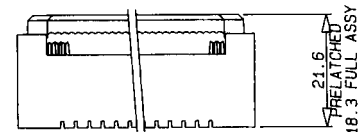
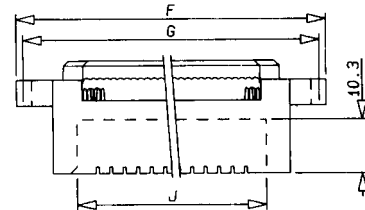
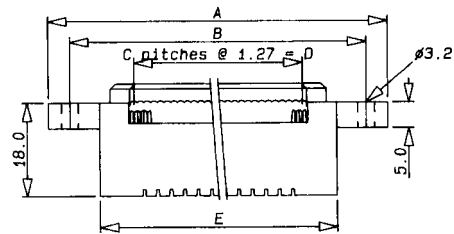
FULL END FLANGE



HALF END FLANGE



NO END FLANGE



DIMENSIONS: millimeters (inches)

No. of Positions	A	B	C	D	E	F	G	H	J
010	43.69 (1.72)	35.56 (1.40)	(9)	11.43 (0.450)	24.36 (0.959)	38.10 (1.50)	33.02 (1.30)	15.11 (0.595)	15.34 (0.604)
016	51.31 (2.02)	43.18 (1.70)	(15)	19.05 (0.750)	31.98 (1.26)	45.72 (1.80)	40.64 (1.60)	22.73 (0.895)	22.96 (0.904)
020	56.39 (2.22)	48.26 (1.90)	(19)	24.13 (0.950)	37.06 (1.46)	50.80 (2.00)	45.72 (1.80)	27.81 (1.09)	28.04 (1.10)
026	64.01 (2.52)	55.88 (2.20)	(25)	31.75 (1.25)	44.68 (1.76)	58.42 (2.30)	53.34 (2.10)	35.43 (1.39)	35.66 (1.40)
034	74.17 (2.92)	66.04 (2.60)	(33)	41.91 (1.65)	54.84 (2.16)	68.58 (2.70)	63.50 (2.50)	45.59 (1.79)	45.82 (1.80)
040	81.79 (3.22)	73.66 (2.90)	(39)	49.53 (1.95)	62.46 (2.46)	76.20 (3.00)	71.12 (2.80)	53.21 (2.09)	53.44 (2.10)
044	86.87 (3.42)	78.74 (3.10)	(43)	54.61 (2.15)	67.54 (2.66)	81.28 (3.20)	76.20 (3.00)	58.29 (2.29)	58.52 (2.30)
050	94.49 (3.72)	86.36 (3.40)	(49)	62.23 (2.45)	75.16 (2.96)	88.90 (3.50)	83.82 (3.30)	65.91 (2.59)	66.14 (2.60)
060	107.19 (4.22)	99.06 (3.90)	(59)	74.93 (2.95)	87.86 (3.46)	101.60 (4.00)	96.52 (3.80)	78.61 (3.09)	78.84 (3.10)

Card Edge Connector



Series 6338

CUSTOMER APPLICATION TOOLING

A standard hand press set and platen is available. See page 27.

POLARIZING KEYS

Order Code: 60 6338 4505 00 000 (loss of way)
60 6338 4404 00 000 (between contacts)

ORDERING CODE

00	6338	016	000	02	2
Connector Code Prefix	Series Number	Number of Circuits	Strain Relief	Plating	Variation Insulator End Flanges
		010 = 10 position 016 = 16 position 020 = 20 position 026 = 26 position 034 = 34 position 040 = 40 position 044 = 44 position 050 = 50 position 060 = 60 position	000 = Without strain relief*	02 = Selective Plating 30µ Gold 04 = Selective Plating 10µ Gold	0 = No end flanges 1 = Half end flanges 2 = Full end flanges

NB: *For optional strain relief version, please contact the local sales office.