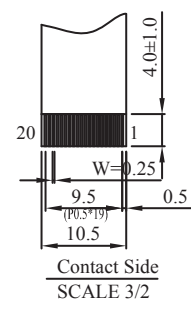
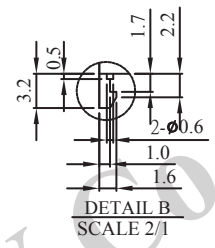
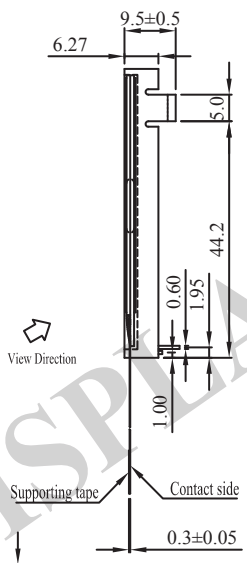
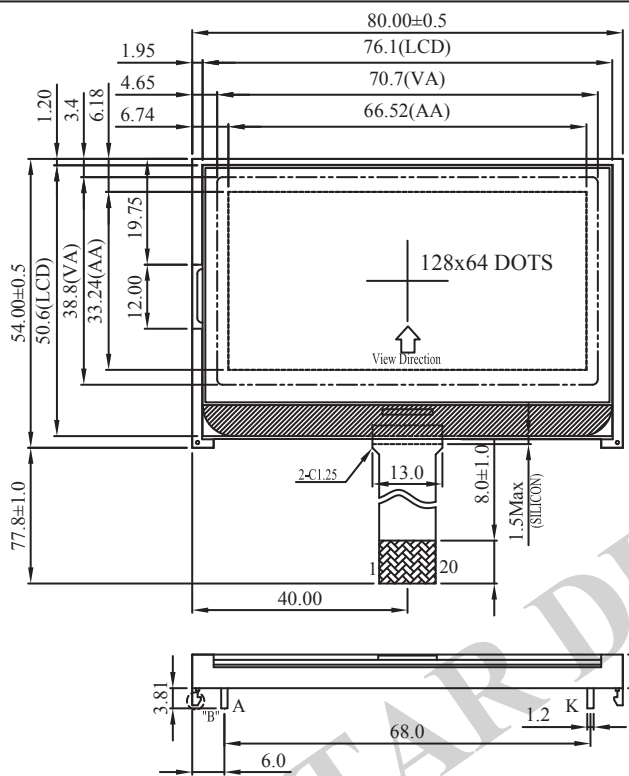
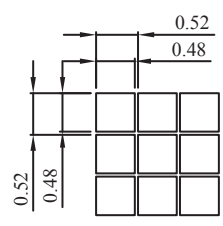


# 8. Contour Drawing & Block Diagram



PIN NO	SIGNAL
1	PSB
2	C86
3	VG
4	XV0
5	V0
6	VSS
7	VDD
8	D7
9	D6
10	D5
11	D4
12	D3
13	D2
14	D1
15	D0
16	ERD
17	RWR
18	A0
19	RSTB
20	CSB



The non-specified tolerance of dimension is ±0.3mm.