

K-No.: 25088

Powerline transformer

Date: 28.09.2011

Customer Standard type

Customers part No.:

Page 1 of 3

Mechanical outline (mm): (General Tolerances DIN ISO 2768-c)

Toleranz der Stiftabstände
±0,2 mm
(Tolerances grid distance)

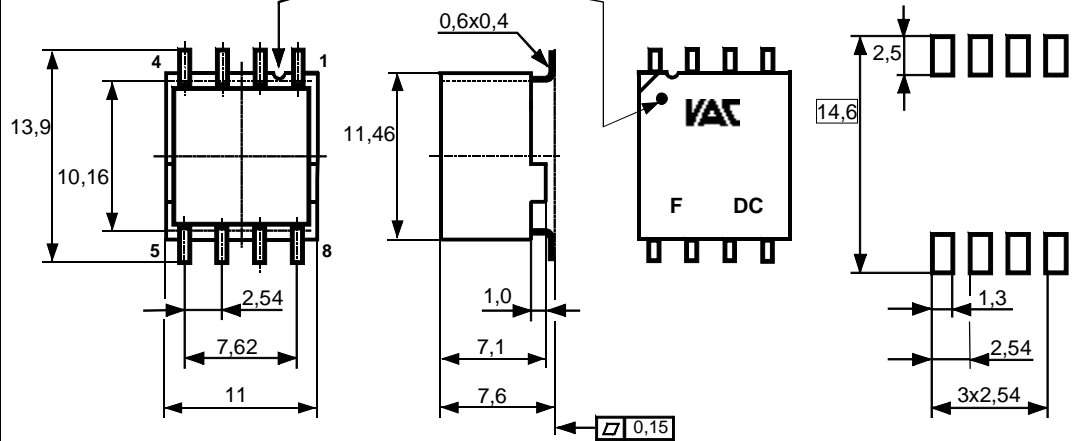
Kennzeichnung Stift 1
(marking pin 1)

DC=Date Code
F=Factory

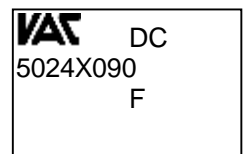
Vorschlag zur Anordnung
der Anschlußflächen
(Example for pad position)

Connections:

Unused pin(s):
No. 6,7

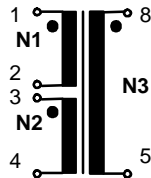


Beschriftung:
marking



Schematic diagram:

IC side mains side



ü = 1 : 1 : 2

Operational data/characteristic data (nominal values):

f = 10...1000 kHz

$C_{K1+2-3} \leq 30 \text{ pF}$

$R_{Cu1} \leq 100 \text{ m}\Omega, R_{Cu2} \leq 100 \text{ m}\Omega, R_{Cu3} \leq 100 \text{ m}\Omega$

Operating temperature: -40 °C ... +85 °C

Storage temperature: -40 °C ... +85 °C

Inspection: (V: 100%-Test; AQL...: DIN ISO 2859-Teil1)

- | | | | | |
|----|------------|----------|--|---|
| 1) | (V) | M3014: | $U_{p,eff} = 3,0 \text{ kV}, 2 \text{ s},$ | N3 vs N1+N2 |
| 2) | (AQL 0,25) | M3011/1: | $L_3 = 880 \mu\text{H} \pm 25\%,$ | $f = 10 \text{ kHz}, U_{AC,eff} = 100 \text{ mV}$ |
| 3) | (V) | M3011/6: | Polarity, Turns ratio: | Tolerance $\pm 2 \%$ |
| 4) | (Fix05) | M3291: | Solderability test acc. to chapter 1 | |
| 5) | (AQL 1/S4) | M3200: | Mechanical test | |

see page 2

Applicable documents: See page 2

Date	Name	Index	Change
28.09.11	Bs	82	Revised acc to EN 60950. Mechanical outline changed width from 10mm to 11mm. T type test M3064 cancelled. M3292 added. OVC 2 instead of 3. ÄA-195

Editor: KB-E	Design: Bs.	KB-PM: Ert. check	released: HS
--------------	-------------	----------------------	--------------

K-No.: 25088	Powerline transformer	Date: 28.09.2011
Customer Standard type	Customers part No.:	Page 2 of 3

Type test

- 1) High voltage test according to M3014
 $U_{p,eff} = 3 \text{ kV}$, 1 min, N1+N2 vs N3
- 2) M3292: Resistance to soldering heat acc. to chapter 2

Measurements after temperature balance of the test samples at room temperature

Applicable documents:

Designed, manufactured and tested in accordance to EN 60950 (VDE 0805, UL1950) and complies with the standards.

Parameters: Reinforced insulation: N1+N2 vs N3
 Working voltage: 400 V r.m.s.
 overvoltage category: 2
 Pollution degree: 2
 Insulation material group: 3

Housing material, casting resin and wire UL – listed

Packing: Drypack / MSL according VAC M3027

Editor: KB-E	Design: Bs.		KB-PM: Ert. check			released: HS
--------------	-------------	--	----------------------	--	--	--------------

K-No.: 25088

Powerline transformer

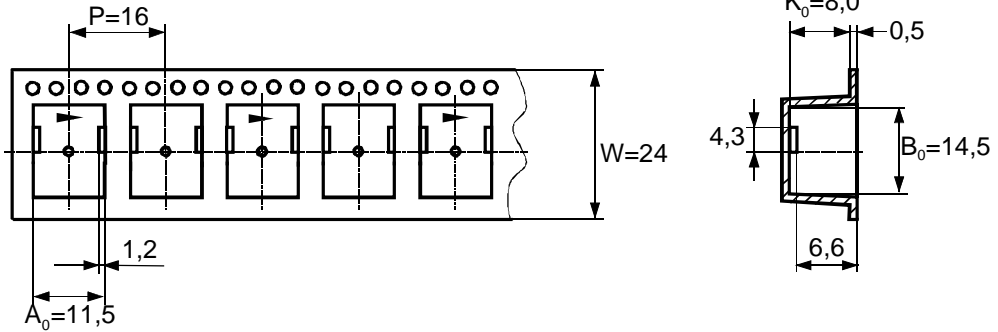
Date: 28.09.2011

Customer Standard type

Customers part No.:

Page 3 of 3

packing information / Verpackungsinformation

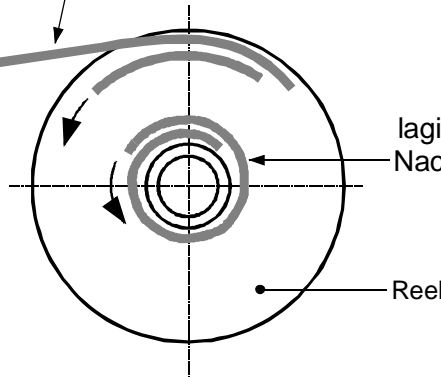


the first two nests must be crushed for better pockets.
Die ersten zwei Nester gequetscht für besseres einfädeln.

leading 25 empty pockets
Vorlauf 25 leere Nester

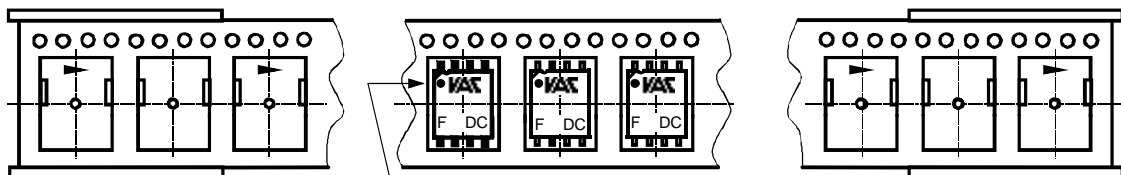
cover tape 400mm longer than carrier tape
Deckband 400mm länger als Blistergurt

laging 25 empty pockets
Nachlauf 25 leere Nester



laging:>25 empty pockets
Nachlauf >25 leere Nester

leading:>25 empty pockets
Vorlauf >25 leere Nester



Orientation of Pin 1 in carrier tape
Anordnung von Stift 1 im Blistergurt

Insertion of components according orientation 3 shown in M-sheet 3510
Einsetzen der Bauelemente nach M-Blatt 3510 Orientierung 3

quantities in packing: 450 pieces/tape (packing carton) 450 Bauelemente/Rolle
Verpackungsmenge 5 tapes reel/carton (outside)=2250 pieces /carton(outside)
5 Rollen/Karton =2250 Bauelemente /Außenkarton

Editor: KB-E

Design: Bs.

KB-PM: Ert.
check

released: HS