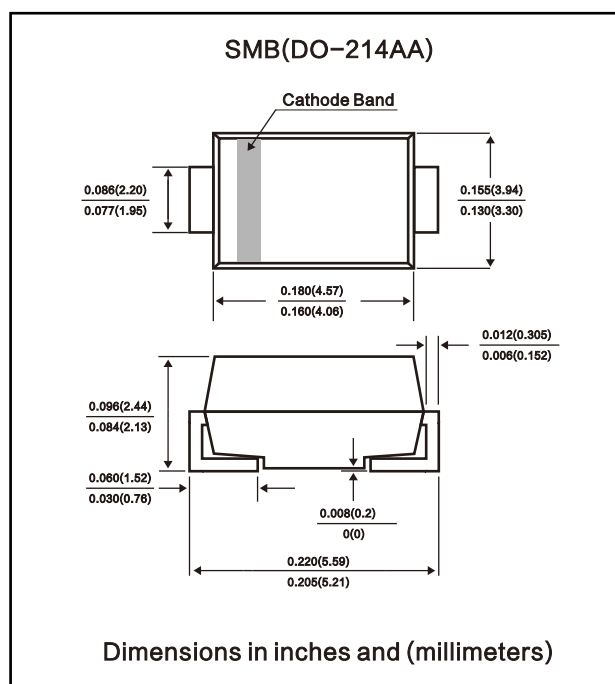


FEATURES

- * 1500W surge capability at 1ms
- * Excellent clamping capability
- * Low zener impedance
- * Fast response time : typically less than 1.0 ps from 0 volt to $V_{BR(min.)}$
- * Typical I_R less than $1\mu A$ above 10V

MECHANICAL DATA

- * Case : SMB Molded plastic
- * Epoxy : UL94V-O rate flame retardant
- * Lead : Lead Formed for Surface Mount
- * Polarity : Color band denotes cathode end except Bipolar.
- * Mounting position : Any
- * Weight : 0.21 gram



MAXIMUM RATINGS AND ELECTRICAL CHARACTERISTICS

Rating at 25 °C ambient temperature unless otherwise specified.

Rating	Symbol	Value	Units
Peak Pulse Power Dissipation on 10/1000 μs waveform ⁽¹⁾⁽²⁾ (Fig. 3)	PPPM	Minimum 600	W
Peak Pulse Current on 10/1000 μs waveform ⁽¹⁾ (Fig. 5)	IPPM	See Table	A
Maximum Peak forward Surge Current 8.3 ms single half sine-wave superimposed on rated load (JEDEC Method) ⁽²⁾	IFSM	100	A
Maximum Instantaneous Forward Voltage at $I_F = 50A$	VFM	3.5	V
Typical Thermal resistance, Junction to ambient	R θ JA	100	°C/w
Operating Junction and Storage Temperature Range	T _J , T _{STG}	- 55 to + 150	°C

Notes :

- (1) Non-repetitive Current pulse, per Fig. 5 and derated above $T_a = 25\text{ }^\circ\text{C}$ per Fig. 1
- (2) Mounted on 0.2 x 0.2" (5.0 x 5.0 mm) copper pads to each terminal.

ELECTRICAL CHARACTERISTICS

DEVICE TYPE		REVERSE STANDOFF VOLTAGE V_{RWM} (V)	BREAKDOWN VOLTAGE V_{BR} (V) MIN. @ I_T	BREAKDOWN VOLTAGE V_{BR} (V) MAX. @ I_T	TEST CURRENT (I_T) mA	MAXIMUM CLAMPING VOLTAGE @ I_{PP} V_C (V)	PEAK PULSE CURRENT I_{PP} (A)	REVERSE LEAKAGE @ V_{RWM} I_R (μ A)
SMBJ5.0A	SMBJ5.0CA	5.00	6.40	7.00	10	9.2	65.3	800
SMBJ6.0A	SMBJ6.0CA	6.00	6.67	7.37	10	10.3	58.3	800
SMBJ6.5A	SMBJ6.5CA	6.50	7.22	7.98	10	11.2	53.6	500
SMBJ7.0A	SMBJ7.0CA	7.00	7.78	8.60	10	12.0	50.0	200
SMBJ7.5A	SMBJ7.5CA	7.50	8.33	9.21	1	12.9	46.6	100
SMBJ8.0A	SMBJ8.0CA	8.00	8.89	9.83	1	13.6	44.2	50
SMBJ8.5A	SMBJ8.5CA	8.50	9.44	10.40	1	14.4	41.7	20
SMBJ9.0A	SMBJ9.0CA	9.00	10.00	11.10	1	15.4	39.0	10
SMBJ10A	SMBJ10CA	10.00	11.10	12.30	1	17.0	35.3	5
SMBJ11A	SMBJ11CA	11.00	12.20	13.50	1	18.2	33.0	5
SMBJ12A	SMBJ12CA	12.00	13.30	14.70	1	19.9	30.2	5
SMBJ13A	SMBJ13CA	13.00	14.40	15.90	1	21.5	28.0	5
SMBJ14A	SMBJ14CA	14.00	15.60	17.20	1	23.2	25.9	5
SMBJ15A	SMBJ15CA	15.00	16.70	18.50	1	24.4	24.6	5
SMBJ16A	SMBJ16CA	16.00	17.80	19.70	1	26.0	23.1	5
SMBJ17A	SMBJ17CA	17.00	18.90	20.90	1	27.6	21.8	5
SMBJ18A	SMBJ18CA	18.00	20.00	22.10	1	29.2	20.6	5
SMBJ20A	SMBJ20CA	20.00	22.20	24.50	1	32.4	18.6	5
SMBJ22A	SMBJ22CA	22.00	24.40	26.90	1	35.5	16.9	5
SMBJ24A	SMBJ24CA	24.00	26.70	29.50	1	38.9	15.5	5
SMBJ26A	SMBJ26CA	26.00	28.90	31.90	1	42.1	14.3	5
SMBJ28A	SMBJ28CA	28.00	31.10	34.40	1	45.4	13.3	5
SMBJ30A	SMBJ30CA	30.00	33.30	36.80	1	48.4	12.4	5
SMBJ33A	SMBJ33CA	33.00	36.70	40.60	1	53.3	11.3	5
SMBJ36A	SMBJ36CA	36.00	40.00	44.20	1	58.1	10.4	5
SMBJ40A	SMBJ40CA	40.00	44.40	49.10	1	64.5	9.3	5
SMBJ43A	SMBJ43CA	43.00	47.80	52.80	1	69.4	8.7	5
SMBJ45A	SMBJ45CA	45.00	50.00	55.30	1	72.7	8.3	5
SMBJ48A	SMBJ48CA	48.00	53.30	58.90	1	77.4	7.8	5
SMBJ51A	SMBJ51CA	51.00	56.70	62.70	1	82.4	7.3	5
SMBJ54A	SMBJ54CA	54.00	60.00	66.30	1	87.1	6.9	5
SMBJ58A	SMBJ58CA	58.00	64.40	71.20	1	93.6	6.5	5
SMBJ60A	SMBJ60CA	60.00	66.70	73.70	1	96.8	6.2	5
SMBJ64A	SMBJ64CA	64.00	71.10	78.60	1	103.0	5.9	5
SMBJ70A	SMBJ70CA	70.00	77.80	86.00	1	113.0	5.3	5
SMBJ75A	SMBJ75CA	75.00	83.30	92.10	1	121.0	5.0	5
SMBJ78A	SMBJ78CA	78.00	86.70	95.80	1	126.0	4.8	5
SMBJ85A	SMBJ85CA	85.00	94.40	104.00	1	137.0	4.4	5
SMBJ90A	SMBJ90CA	90.00	100.00	111.00	1	146	4.1	5
SMBJ100A	SMBJ100CA	100.00	111.00	123.00	1	162	3.7	5
SMBJ110A	SMBJ110CA	110.00	122.00	135.00	1	177	3.4	5
SMBJ120A	SMBJ120CA	120.00	133.00	147.00	1	193	3.1	5
SMBJ130A	SMBJ130CA	130.00	144.00	159.00	1	209	2.9	5
SMBJ150A	SMBJ150CA	150.00	167.00	185.00	1	243	2.5	5
SMBJ160A	SMBJ160CA	160.00	178.00	197.00	1	259	2.3	5
SMBJ170A	SMBJ170CA	170.00	189.00	209.00	1	275	2.2	5
SMBJ180A	SMBJ180CA	180.00	201.00	222.00	1	292	2.1	5
SMBJ200A	SMBJ200CA	200.00	224.00	247.00	1	324	1.9	5
SMBJ220A	SMBJ220CA	220.00	246.00	272.00	1	356	1.7	5
SMBJ250A	SMBJ250CA	250.00	279.00	309.00	1	405	1.5	5
SMBJ300A	SMBJ300CA	300.00	335.00	371.00	1	486	1.3	5
SMBJ350A	SMBJ350CA	350.00	391.00	432.00	1	567	1.1	5
SMBJ400A	SMBJ400CA	400.00	447.00	494.00	1	648	0.9	5
SMBJ440A	SMBJ440CA	440.00	492.00	543.00	1	713	0.9	5

For bidirectional type having V_{RWM} of 10 volts and less, the I_R limit is double

For parts without A, the V_{BR} is $\pm 10\%$

FIG.1 - PULSE DERATING CURVE

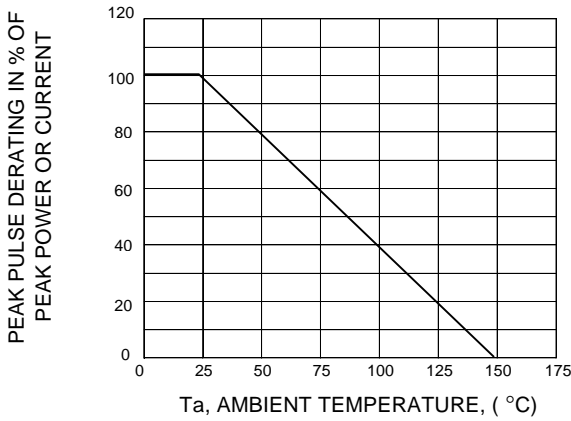


FIG.2 - MAXIMUM NON-REPETITIVE PERK FORWARD SURGE CURRENT

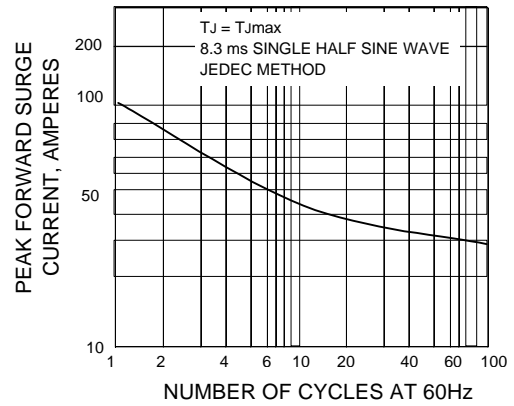


FIG.3 - TYPICAL JUNCTION CAPACITANCE

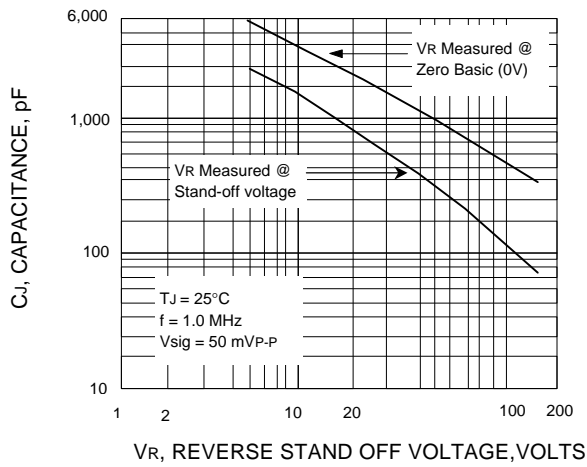


FIG.4 - PEAK PULSE POWER RATING CURVE

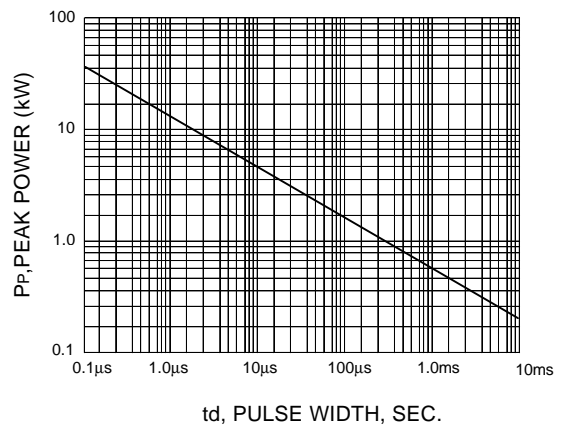


FIG.5 - PULSE WAVEFORM

