

Coaxial

N-Type Fixed Attenuator

50Ω 1W 3dB DC to 6000 MHz

UNAT-3+
UNAT-3



CASE STYLE: FF779

Connectors Model
N-Type UNAT-3(+)

+ RoHS compliant in accordance with EU Directive (2002/95/EC)

The +Suffix identifies RoHS Compliance. See our web site for RoHS Compliance methodologies and qualifications.

Maximum Ratings

Operating Temperature	-45°C to 100°C
Storage Temperature	-55°C to 100°C

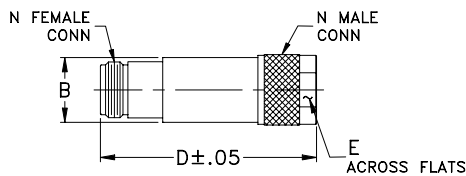
Features

- wideband coverage, DC to 6000 MHz
- 1 watt rating
- rugged unibody construction
- off-the-shelf availability
- very low cost

Applications

- impedance matching
- signal level adjustment

Outline Drawing



Outline Dimensions (inch/mm)

	B	D	E	wt
	.68	2.11	.718	grams
	17.27	53.59	18.24	72.5

Electrical Specifications

FREQ. RANGE (MHz)	ATTENUATION * (dB)					VSWR (:1)					MAX. INPUT POWER (W)
	Flatness **										
	DC-3 GHz	3-4.5 GHz	4.5-6 GHz	DC-6 GHz		DC-3 GHz	3-4.5 GHz	4.5-6 GHz			
DC-6000	Nom.	Typ.	Typ.	Typ.	Typ.	Typ.	Max.	Typ.	Max.	Typ.	
	3±0.3	0.20	0.10	0.10	0.35	1.05	1.20	1.22	1.43	1.50	1.0

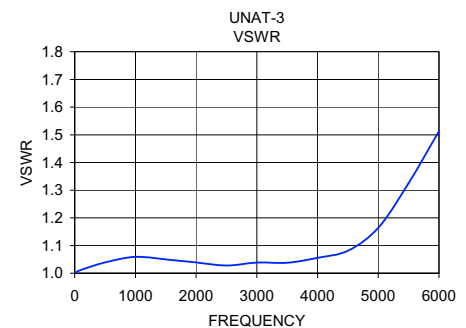
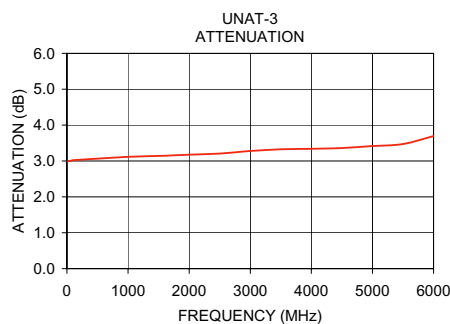
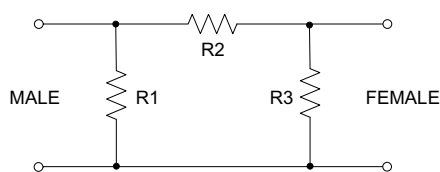
* Attenuation varies by 0.3 dB max. over temperature.

** Flatness= variation over band divided by 2.

Typical Performance Data

Frequency (MHz)	Attenuation (dB)	VSWR (:1)
10	2.99	1.00
50	3.00	1.01
100	3.02	1.01
500	3.07	1.04
1000	3.11	1.06
1600	3.15	1.05
2000	3.18	1.04
2500	3.21	1.03
3000	3.28	1.04
3500	3.33	1.04
4000	3.34	1.06
4500	3.36	1.08
5000	3.42	1.16
5500	3.47	1.33
6000	3.70	1.51

Electrical Schematic



Mini-Circuits®
ISO 9001 ISO 14001 CERTIFIED

ALL NEW
minicircuits.com

P.O. Box 350166, Brooklyn, New York 11235-0003 (718) 934-4500 Fax (718) 332-4661 For detailed performance specs & shopping online see Mini-Circuits web site



The Design Engineers Search Engine Provides ACTUAL Data Instantly From MINI-CIRCUITS At: www.minicircuits.com

RF/IF MICROWAVE COMPONENTS

REV. C
M105218
ED-10269
UNAT-3
UR/LC/CP
070311