

Surface Mount **RF Transformer**



TCM2-33X+

50Ω

30 to 3000 MHz



CASE STYLE: DB1627
 PRICE: \$2.69 ea. QTY (20)
 \$2.19 ea. QTY (100)

+RoHS Compliant

The +Suffix identifies RoHS Compliance. See our web site for RoHS Compliance methodologies and qualifications

Maximum Ratings

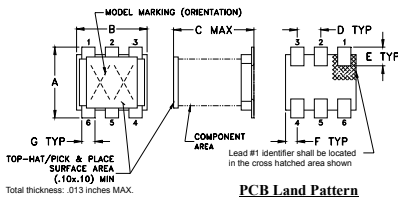
Operating Temperature	-40°C to 85°C
Storage Temperature	-55°C to 100°C
RF Power	0.4W
DC Current	30mA

Permanent damage may occur if any of these limits are exceeded.

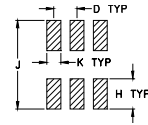
Pin Connections

PRIMARY DOT	6
PRIMARY	2
SECONDARY DOT	4
SECONDARY	3
GND	2,5
NOT USED	1

Outline Drawing



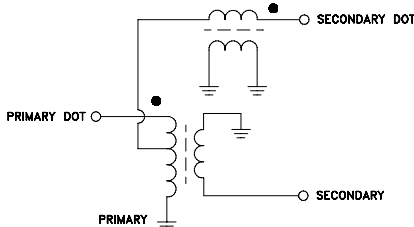
PCB Land Pattern



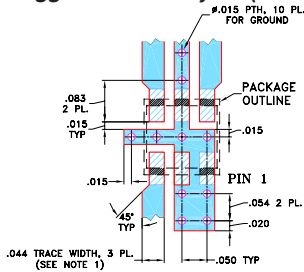
Outline Dimensions (inch)

	A	B	C	D	E	F
	.160	.150	.160	.050	.040	.025
	4.06	3.81	4.06	1.27	1.02	0.64
	G	H	J	K	wt	
	.028	.065	.190	.030	grams	
	0.71	1.65	4.83	0.76	0.15	

Config. N



Demo Board MCL P/N: TB-654+
Suggested PCB Layout (PL-364)



NOTES: 1. TRACE WIDTH IS SHOWN FOR ROGERS RO4350B WITH DIELECTRIC THICKNESS .020" ± .0015"; COPPER: 1/2 OZ. ON EACH SIDE. FOR OTHER MATERIALS TRACE WIDTH MAY NEED TO BE MODIFIED.
 2. BOTTOM SIDE OF THE PCB IS CONTINUOUS GROUND PLANE.

Notes

- Performance and quality attributes and conditions not expressly stated in this specification document are intended to be excluded and do not form a part of this specification document.
- Electrical specifications and performance data contained in this specification document are based on Mini-Circuit's applicable established test performance criteria and measurement instructions.
- The parts covered by this specification document are subject to Mini-Circuit's standard limited warranty and terms and conditions (collectively, "Standard Terms"); Purchasers of this part are entitled to the rights and benefits contained therein. For a full statement of the Standard Terms and the exclusive rights and remedies thereunder, please visit Mini-Circuit's website at www.minicircuits.com/MCLStore/terms.jsp

Features

- wide bandwidth 30 to 3000 MHz
- balanced transmission line
- excellent return loss
- aqueous washable
- protected by US Patent 8,576,037

Applications

- PCS
- wideband push-pull amplifiers
- cellular

Electrical Specifications at 25°C

Parameter	Frequency (MHz)	Min.	Typ.	Max.	Unit
Impedance Ratio (secondary/primary)			2		
Frequency Range		30	—	3000	MHz
Insertion Loss	30 - 3000	—	1.5	3.0	dB
Amplitude Unbalance	30 - 3000	—	0.5	—	dB
Phase Unbalance	30 - 3000	—	4	—	Degree

Typical Performance Data

FREQUENCY (MHz)	INSERTION LOSS (dB)	INPUT R. LOSS (dB)	AMPLITUDE UNBALANCE (dB)	PHASE UNBALANCE (deg.)
30	1.27	27.41	0.04	0.10
50	1.26	27.54	0.03	0.16
200	1.29	25.23	0.08	0.68
500	1.29	21.59	0.21	0.86
1000	1.35	19.44	0.17	0.96
1600	1.52	18.86	0.41	2.96
2000	1.67	18.55	0.68	3.79
2500	1.91	18.11	0.97	4.02
2800	2.02	18.61	1.07	4.52
3000	2.10	19.46	1.10	5.38

