

Coaxial Fixed Attenuator

HAT-10-75+ HAT-10-75

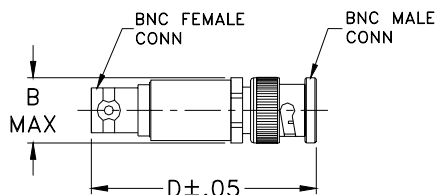
75Ω 0.5W 10dB DC to 2000 MHz

Maximum Ratings

Operating Temperature	-45°C to 100°C
Storage Temperature	-55°C to 100°C

Permanent damage may occur if any of these limits are exceeded.

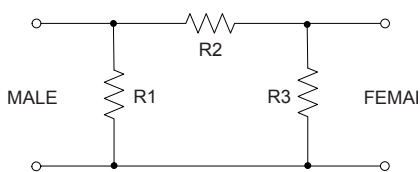
Outline Drawing



Outline Dimensions (inch/mm)

B	D	wt
.62	1.94	grams
15.75	49.28	30.0

Electrical Schematic



Features

- excellent VSWR, 1.04:1 typ.
- excellent flatness, 0.05 dB typ. to 2000 MHz
- usable to 4000 MHz
- rugged unibody construction

Applications

- cable tv
- instrumentation
- DS3 signal



CASE STYLE: FF747

Connectors	Model	Price	Qty.
BNC Male-BNC Female	HAT-10-75(+)	11.95 ea.	(1-9)

+RoHS Compliant

The +Suffix identifies RoHS Compliance. See our web site for RoHS Compliance methodologies and qualifications

Electrical Specifications

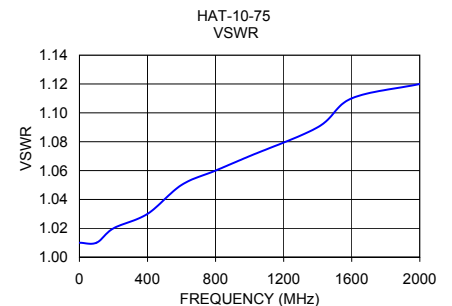
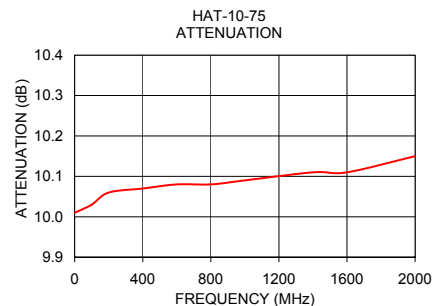
FREQ. RANGE (MHz)	ATTENUATION (dB) Flatness*						VSWR (:1)						MAX. INPUT POWER† (W)	
	DC-0.5 GHz		DC-1 GHz		DC-2 GHz		DC-0.5 GHz		DC-1 GHz		DC-2 GHz			
	Typ.	Max.	Typ.	Max.	Typ.	Max.	Typ.	Max.	Typ.	Max.	Typ.	Max.		
DC-2000	10±0.2	0.05	0.15	0.05	0.20	0.05	0.20	1.03	1.2	1.04	1.2	1.1	1.3	0.5

* Flatness = variation over band divided by 2.

† 0.5 Watt at 70°C ambient, derate linearly .015W/°C above 70°C

Typical Performance Data

Frequency (MHz)	Attenuation (dB)	VSWR (:1)
1.00	10.01	1.01
100.00	10.03	1.01
200.00	10.06	1.02
400.00	10.07	1.03
600.00	10.08	1.05
800.00	10.08	1.06
1000.00	10.09	1.07
1400.00	10.11	1.09
1600.00	10.11	1.11
2000.00	10.15	1.12



Mini-Circuits®
ISO 9001 ISO 14001 AS 9100 CERTIFIED

P.O. Box 350166, Brooklyn, New York 11235-0003 (718) 934-4500 Fax (718) 332-4661 The Design Engineers Search Engine Provides ACTUAL Data Instantly at minicircuits.com

IF/RF MICROWAVE COMPONENTS

For detailed performance specs & shopping online see web site

Notes: 1. Performance and quality attributes and conditions not expressly stated in this specification sheet are intended to be excluded and do not form a part of this specification sheet. 2. Electrical specifications and performance data contained herein are based on Mini-Circuit's applicable established test performance criteria and measurement instructions. 3. The parts covered by this specification sheet are subject to Mini-Circuits standard limited warranty and terms and conditions (collectively, "Standard Terms"); Purchasers of this part are entitled to the rights and benefits contained therein. For a full statement of the Standard Terms and the exclusive rights and remedies thereunder, please visit Mini-Circuits' website at www.minicircuits.com/MCLStore/terms.jsp.

REV. E
M98898
EDR-5087/1-15
HAT-10-75
RVN/LC/CP/AM
120326