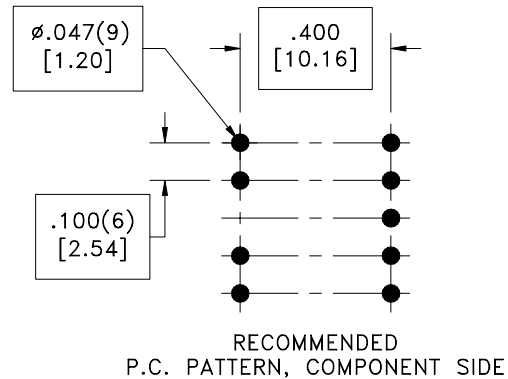
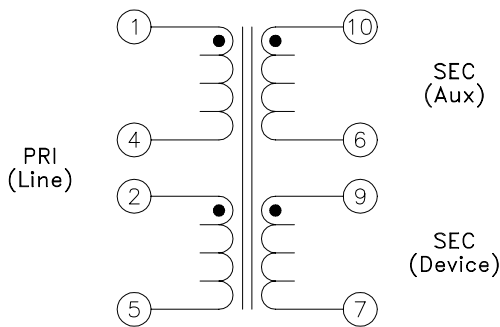
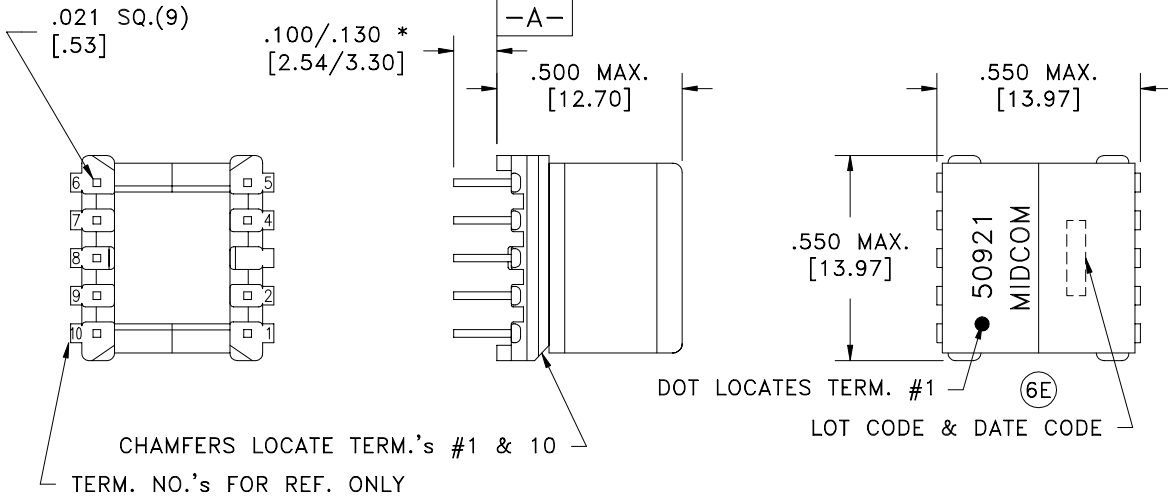


PART MUST INSERT FULLY TO SURFACE A IN RECOMMENDED GRID

* DIMENSION MAY BE EXCEEDED WITH SOLDER ONLY



ELECTRICAL SPECIFICATIONS @ 25°C unless otherwise noted:

LONGITUDINAL BALANCE: 50dB min., 20k - 1.1MHz, per ITU Method (L->M).
 D.C. RESISTANCE (@20°C): 1-4, 2.25 ohms ±10%.
 2-5, 2.25 ohms ±10%.
 9-7, 0.545 ohms ±10%.
 10-6, 1.45 ohms ±10%.

- ⑥B DIELECTRIC RATING: 1500VAC, 1 minute tested by applying 1875VAC for 1 second between 1-10(tie 2+4, 6+9).
 400VDC, 1 minute tested by applying 500VDC for 1 second between 1-2.
- ⑥B D.C. CURRENT: 100mA max., 1-5(tie 2+4)
- ⑥B INDUCTANCE: 3mH ±8%, 10kHz, 1.0VAC, 0/100mADC, 1-5(tie 2+4), Ls.
- ⑥B LEAKAGE INDUCTANCE: 28uH max., 100kHz, 100mVAC, 1-5(tie 2+4, 7+9), Ls.
- ⑥B TURNS RATIO: (1-5):(9-7) = 3.2:1, tie(2+4), ±1.5%.
 (1-5):(10-6) = 3.2:1, tie(2+4), ±1.5%.
- ⑥B INTERWINDING CAPACITANCE: 50pF max., 10kHz, 1.0VAC, 1-9(tie 2+4), Cs.
- ⑥B TOTAL HARMONIC DISTORTION: -75dB max., 5kHz, 1Vrms across PRI, 11.7 ohm load, 135 ohm input, tie(2+4).

OPERATING TEMPERATURE RANGE: -40°C to +85°C.

- ⑥D Designed to comply with the following requirements as defined by IEC60950-1, EN60950-1, UL60950-1/CSA60950-1 and AS/NZS60950.1:
- ⑥E - Supplementary insulation for a primary circuit at a working voltage of 250Vrms.

DETAILS SUBJECT TO CHANGE

Midcom, Inc.
 Watertown, SD USA
 Toll Free: 800-643-2661
 Fax: 605-886-4486

Unless otherwise specified:
 Tolerances: Fractions: ±1/64
 Angles: ±1° Decimals: ±.005[.13]

DRAWING TITLE
TRANSFORMER

Midcom

DRAWING NO.

50921

REV.

6E
 8/05

REVISIONS: SEE SHEET 1

SCALE ---

SHEET 2 OF 7

This drawing is dual dimensioned.
 Dimensions in brackets are in millimeters.

DWG.# 50921