

SPECIFICATION SHEET FOR CO SENSOR TYPE CO/SF-40000-S

PERFORMANCE CHARACTERISTICS

Nominal Range	0 – 40'000 ppm
Maximum Overload	100'000 ppm
Inboard Filter	To remove acid gases from flue stream
Filter Life	6'400'000 ppm hours ¹⁾
Expected Operation Life	3 years in air
Output Signal	7.3 ± 1.0 nA/ppm
Resolution	10 ppm
Temperature Range	- 20 °C to 40 °C
Pressure Range	Atmospheric ± 10%
Pressure Coefficient	No data
T ₉₀ Response Time	< 35 sec
Relative Humidity Range	15 % to 90 % R.H. non-condensing
Typical Baseline Range (pure air, 20°C)	-15 to + 30 ppm
Maximum Zero Shift (+20°C to +40°C)	100 ppm
Expected Long Term Output Drift	< 2 % signal loss/month
Recommended Load Resistor	10 Ohm
Bias Voltage	Not recommended
Repeatability	< 2 % of signal
Output Linearity	Linear

¹⁾ Gas removal based on continuous exposure to 140 ppm NO_x / SO₂ and 5% breakthrough. Accuracy: ± 12%.

CROSS-SENSITIVITY DATA

Interfering Gas	Cross-Sensitivity (%)
H ₂ S	0
SO ₂	0
NO	0
NO ₂	0
H ₂	< 60

Performance data conditions:
20 °C, 50% RH and 1013 mbar

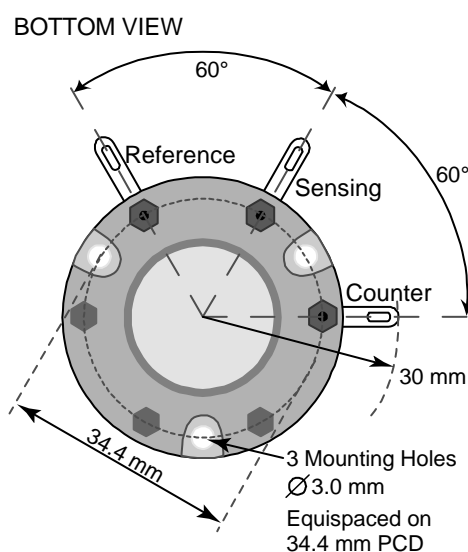
APPLICATIONS

Emission Monitoring
Stack/ Flue Gas Monitoring

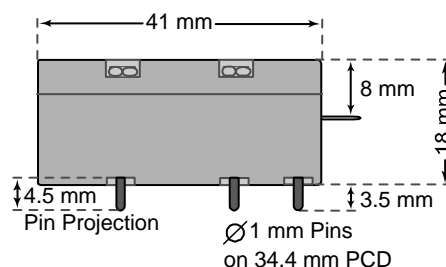
PHYSICAL CHARACTERISTICS

Weight	~ 27 g
Position Sensitivity	None
Storage Life	Six months in container
Recommended Storage Temperature	5 °C – 20 °C
Warranty Period	12 months from date of dispatch

Slim-Size Outline Dimensions



SIDE VIEW

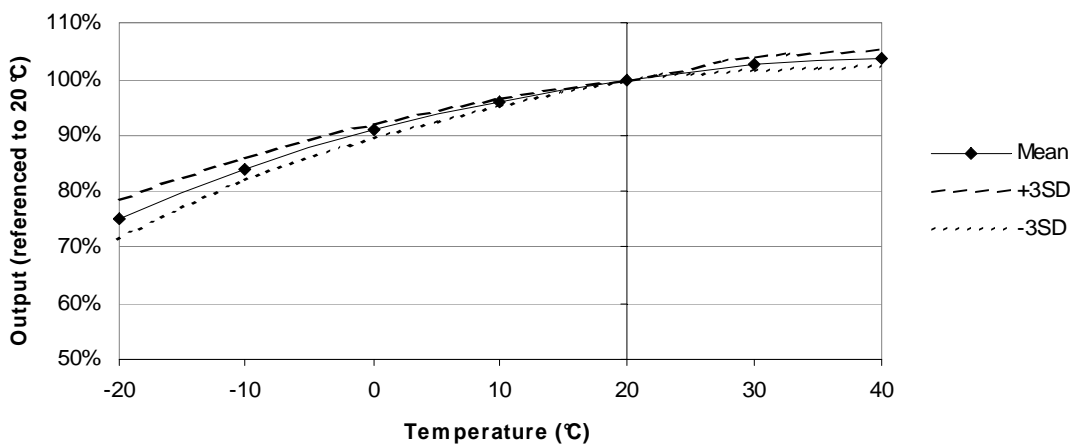


SPECIFICATION SHEET FOR CO SENSOR TYPE CO/SF-4000-S

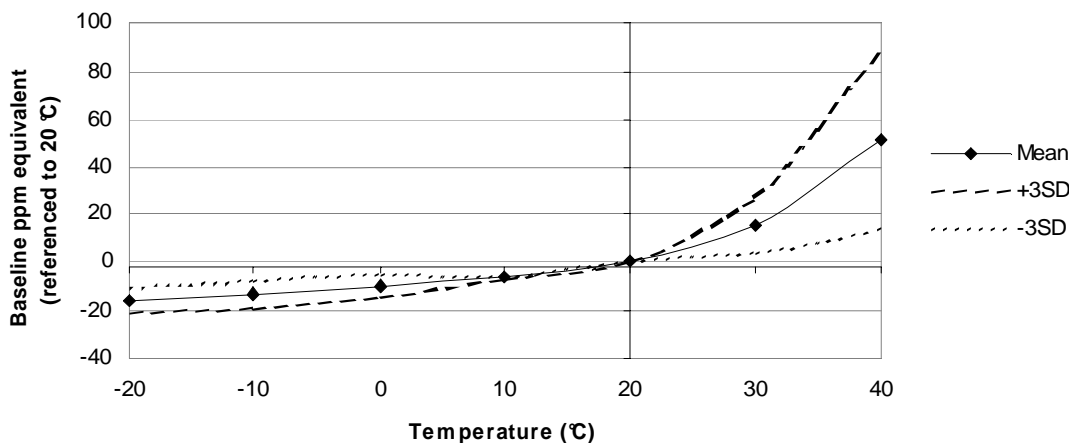
TEMPERATURE DEPENDENCE

The output of an electrochemical sensor varies with temperature. The graphs below show the variation in output with temperature for this type of sensor. The results are shown in the graphs as a mean for a batch of sensors, along with confidence intervals corresponding to ± 3 times the standard deviation. The sensitivity dependence is expressed as a percentage of the signal at 20 °C. The shift in baseline is shown in ppm referenced to 20 °C.

Sensitivity Temperature Dependence



Baseline Temperature Dependence



The data contained in this document is for guidance only. Membrapor AG accepts no liability for any consequential losses, injury or damage resulting from the use of this document or the information contained within it. The data is given for guidance only. Customers should test under their own conditions, to ensure that the sensors are suitable for their own requirements.

REV.: 9/2009

Page 2 of 2