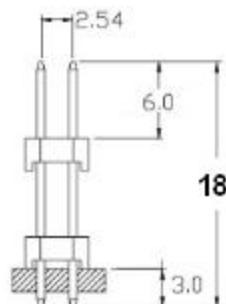
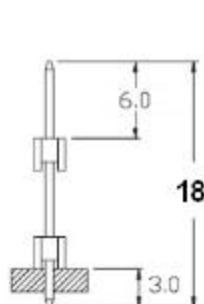
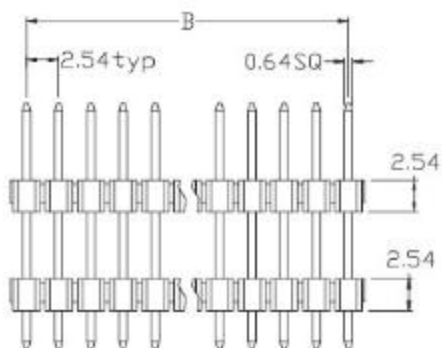


P.C.B Layout



Position	1 Thru 40
Dimension	2 Thru 80
$A \pm 0.20$	$2.54 \times \text{No. of Positions}$
$B \pm 0.15$	$2.54 \times \text{No. of Positions} - 2.54$