

# Product Specification

Number: L-KLS14-HC-49S3-25.000  
-20-30-C

Name: Crystal oscillator

Customer: B36

Date: 2023-8-5

Customer Signature:

--



**NINGBO KLS ELECTRONIC CO; LTD**

Tel : 0086-574-86828566

Fax : 0086-574-86824882

ADD : NO. 8-1, RONGXIA RD. XIAPU SHANQIAN  
INDUSTRIAL ZONE BEILUN NINGBO ZHEJIANG.

Compi	Check	Review	Approva
Jenny	Jack.C		

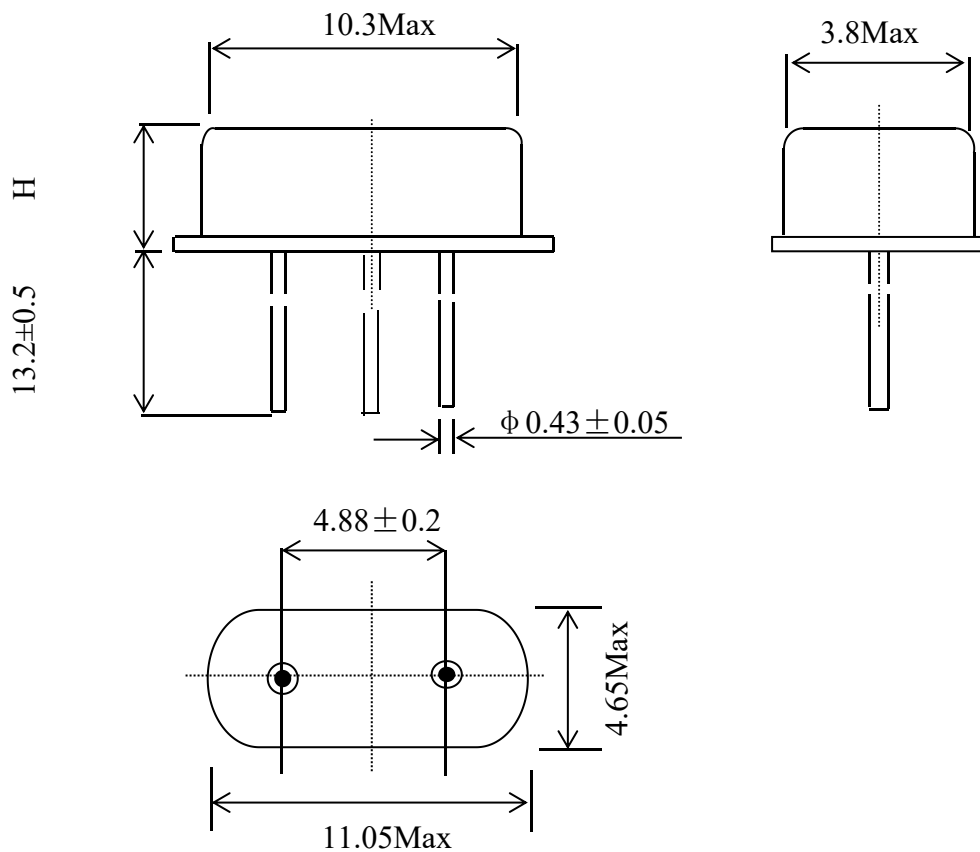
**1. ELECTRICAL PARAMETERS**

No.	Characteristic	Limits	Remark
1.1	Nominal Frequency	25.000MHz	
1.2	Mode of vibration	fund	
1.3	Load capacitance	20pF;	
1.4	Frequency Tolerance	±20ppm	Measure at 25°C±3°C
1.5	Equivalent Series Resistance	30Ω max	
1.6	Operating Temperature Range	-20°C~+70°C	
1.7	Frequency Stability	±20ppm	Over Operating Temperatuer Range
1.8	Storage Temperature Range	-40°C~+85°C	
1.9	Drive Level	100μW max	
1.10	Insulation Resistance	500MΩ	At 100V DC
1.11	Shunt Capacitance	7.0pF max	
1.12	Motional Capacitance		
1.13	Aging Per Year	±2ppm	First Yeat
1.14	Resistance Variation vs. Drive Level		
1.15	Frequency Variation vs. Drive Level		

**2. RELIABILITY SPECIFICATIONS**

No.	Test Item	Test Conditions	Reference
2.1	High Temperature Storage	Temperature: 125°C±10°C Time: 1000±24Hours	MIL-STD-883E
2.2	Temperature Cycle	Temperature 1: -55°C±10°C Temperature 2: 125°C±10°C Temperature change between T1 and T2 at soonest Run 10 cycles,maintain T1 and T2 30minutes each in one cycle	MIL-STD-883E
2.3	Solder Heat Resistance	Pre-heat: 125°C 60~120 Seconds Solder Temperature: 260°C±10°C Time: 5 Seconds	MIL-STD-202F
2.4	Drop Test	3 Times Free Fall from 75cm height table to 3cm thickness hard wood board	MIL-STD-202F
2.5	High Temperature High Humidity Storage	Temperature: 85°C Relative Humidity: 85% Time: 1000Hours	MIL-STD-883E
2.6	Steam Aging	Temperature: 97°C Time: 8Hours 230°C solder pot to check solderability	MIL-STD-883E
2.7	Solderability	Dip in flux 5~10 seconds Temperature: 280°C±10°C Time: 5 Seconds	MIL-STD-883E
2.8	Aging	Temperature: 85°C Time: 300Hours	MIL-STD-883E
2.9	Thermal Shock	Temperature1: -55°C±10°C Temperature2: 125°C±10°C Temperature change between T1 and T2: 5 seconds 10 cycles,maintain T1 and T2 for 30 minutes each in one cycle	MIL-STD-202F
2.10	Vibration	Frequency Range: 10HZ~1000HZ Amplitude: 1.5mm 40mins in each direction,total 120mins	MIL-STD-883E

**3. OUTLINE DIMENSIONS (unit:mm)**

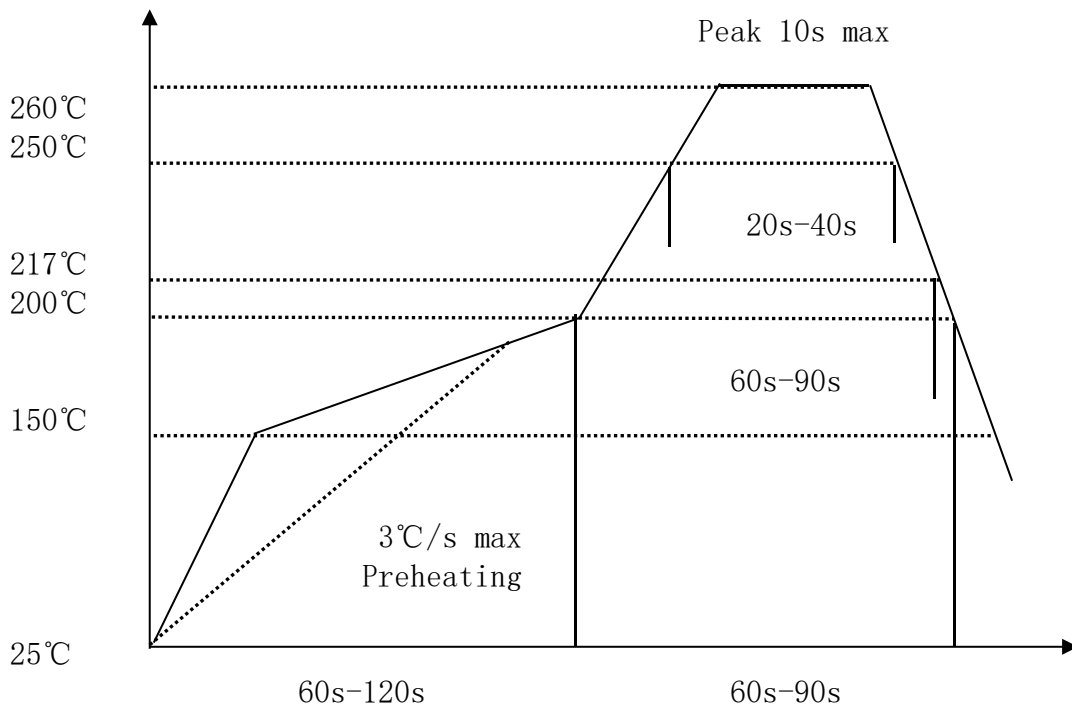


HOLDER	H(Max)
20	2
25	2.5
● 35	3.5

**4. MARKING**

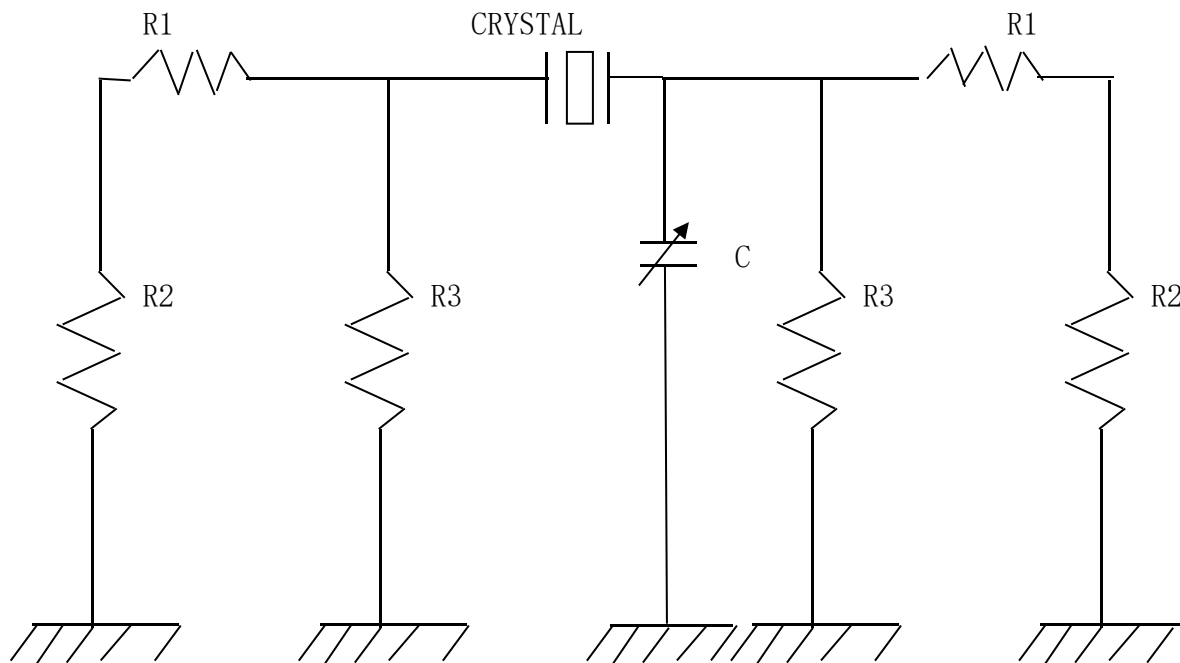


5. REFLOW PROFILE (49US-SMD/49USS-SMD)



6. CRYSTAL TEST CIRCUIT

TEST SET: KH1120:



R1: PI<sub>top</sub> resistor=66.2 Ω  
 R2: PI<sub>outer</sub> resistor=159 Ω  
 R3: PI<sub>inner</sub> resistor=14.2 Ω