


EMI SHIELD BEADS (DIP) / FRH TYPE

FEATURES

- ◆ Employ high performance ferrites with superior frequency characteristics.


APPLICATIONS

- ◆ Prevent spike noise
- ◆ Prevent intrusion and radiation of unnecessary signals into the clock pulse oscillation section and various interfaces, except those for RGB and composite signals.

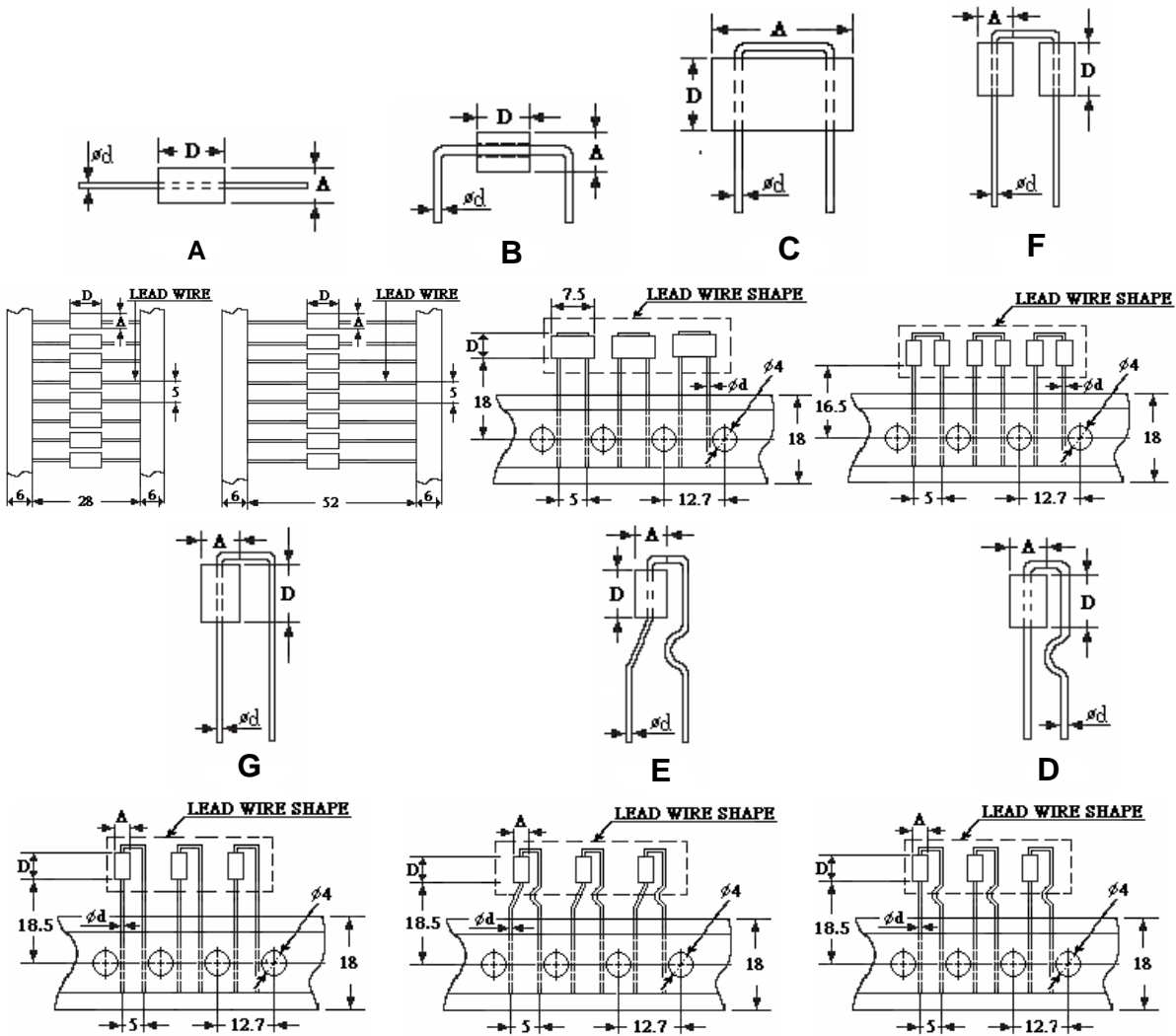


ORDERING CODE

FRH 035060 - A



LEAD WIRE SHAPE & TAPING SHAPE (UNIT: mm)



EMI SHIELD BEADS (DIP) / FRH TYPE

DIMENSIONS (UNIT: mm)

Part No.	Shape No.	A	D	Φd (±0.05)	Impedance (Ω) Min	
					25MHz	100MHz
FRH025030	A	2.5 ±0.15	3.0 ±0.30	0.65	12	30
FRH025045		2.5 ±0.15	4.5 ±0.30	0.65	15	40
FRH035050		3.5 ±0.20	5.0 ±0.30	0.65	25	50
FRH035060		3.5 ±0.20	6.0 ±0.30	0.65	30	60
FRH035080		3.5 ±0.20	8.0 ±0.30	0.65	35	85
FRH035090		3.5 ±0.20	9.0 ±0.40	0.65	40	90
FRH035120		3.5 ±0.20	12.0 ±0.50	0.65	45	150
FRH035045		B	3.5 ±0.20	4.5 ±0.20	0.65	25
FRH035060	3.5 ±0.20		6.0 ±0.30	0.65	30	60
FRH035090	3.5 ±0.20		9.0 ±0.40	0.65	40	90
FRH075055	C	7.5 ±0.30	5.5 ±0.30	0.65	65	85
FRH075073		7.5 ±0.30	7.3 ±0.30	0.65	85	125
FRH035045	F	3.5 ±0.20	4.5 ±0.30	0.65	45	80
FRH035060		3.5 ±0.20	6.0 ±0.30	0.65	50	100