

CFPX-157 32.768kHz Crystals



SURFACE MOUNT
QUARTZ CRYSTALS

ISSUE 1 ; 1 SEPTEMBER 2003

Delivery Options

- Please contact our sales office for current leadtimes

Holder Style

- CFPX-157 SMD glass encapsulated, black coated holder

General Specification

- Load Capacitance (CL): 12.5pF standard
7pF available

Standard Frequency Tolerance

- $\pm 20\text{ppm}$ @25°C

Operating Temperature Range

- -40 to 85° C

Storage Temperature Range

- -55 to 125°C

E.S.R.

- 65k Ω max

Shunt Capacitance (Co)

- 1.7pF typ.

Drive Level

- 1.0 μW max

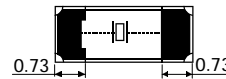
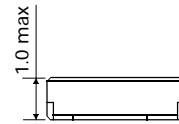
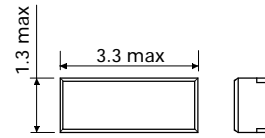
Ageing per year @25°C $\pm 3^\circ\text{C}$, First year

- $\pm 5.0\text{ppm}$ max

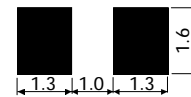
Environmental Specification

- Thermal Shock : 20 cycles of -40 to 85°C over duration of 30 mins. $\Delta f/f_0 = \pm 10\text{ppm}$
- Bump: Unit dropped from height of 75cm onto concrete, three times : $\Delta f/f_0 = \pm 10\text{ppm}$
- Vibration : 10 to 60Hz, 1.5mm amplitude for 2-3 mins in each of three mutually perpendicular planes. Total duration 2 hrs. $\Delta f/f_0 = \pm 5\text{ppm}$

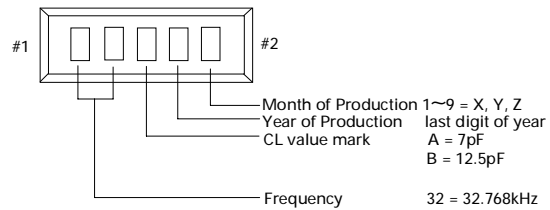
Outline in mm (scale 5:1)



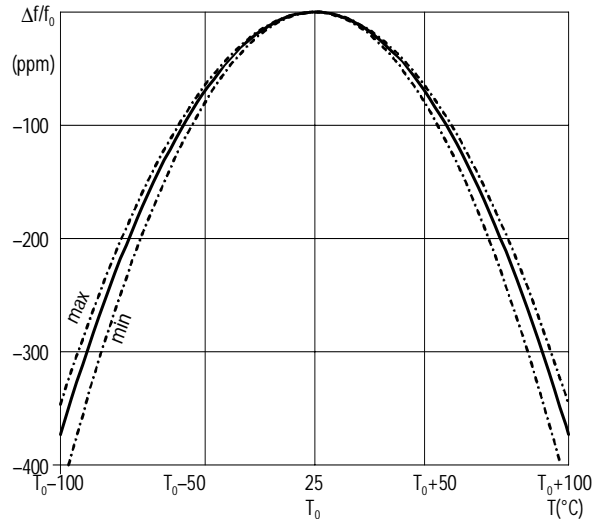
Recommended Solder Pad Layout.



Marking



Frequency Temperature Curve



Turnover Temperature

- +25 C -5 C

Temperature Coefficient

- -0.035ppm/°C² typ.

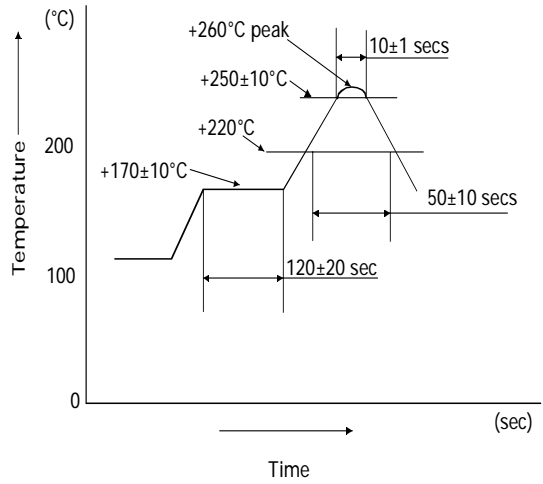
Reflow Profile (IR Reflow)

- 260°C max x 10 sec. Max. x 2 times
- Hand Solder 350°C max for 4 sec max (must not heat xtal body)

Minimum Ordering Information Required

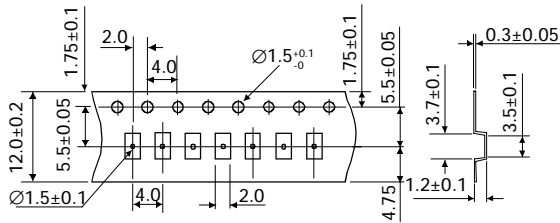
- Frequency + Model Number + Load

Recommended Reflow Profile

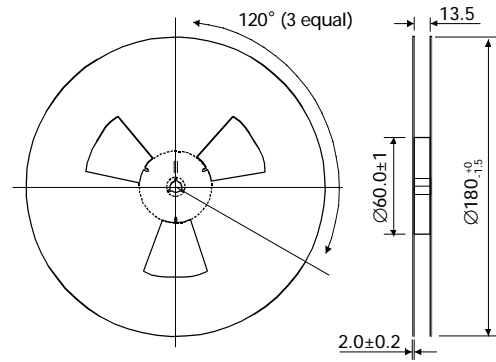


SURFACE MOUNT QUARTZ CRYSTALS

Tape in mm



Reel in mm



Qty per reel 3000pcs