

Specifications

Current Rate: 0.5 AMP
 Insulation Resistance: 100M Ω Min
 Contact Resistance: 30m Ω Max
 Dielectric Voltage: 250V AC for one minute
 Operation Temperature: -20°C to +85°C

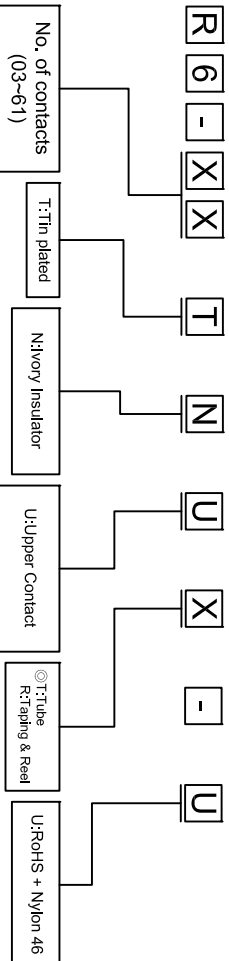
Material

Insulator: Glass Fiber, Nylon 46, UL94V-0
 Contact Pin: Copper Alloy, Tin plated over Nickel.

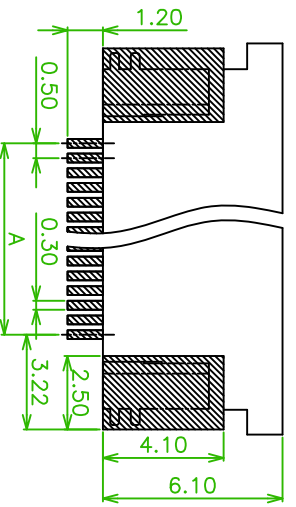
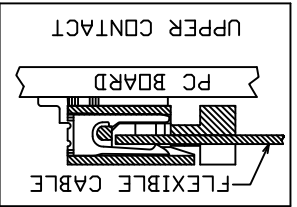
ORDER INFORMATION

F P C 4 A M R 6 - X X T N U X - U

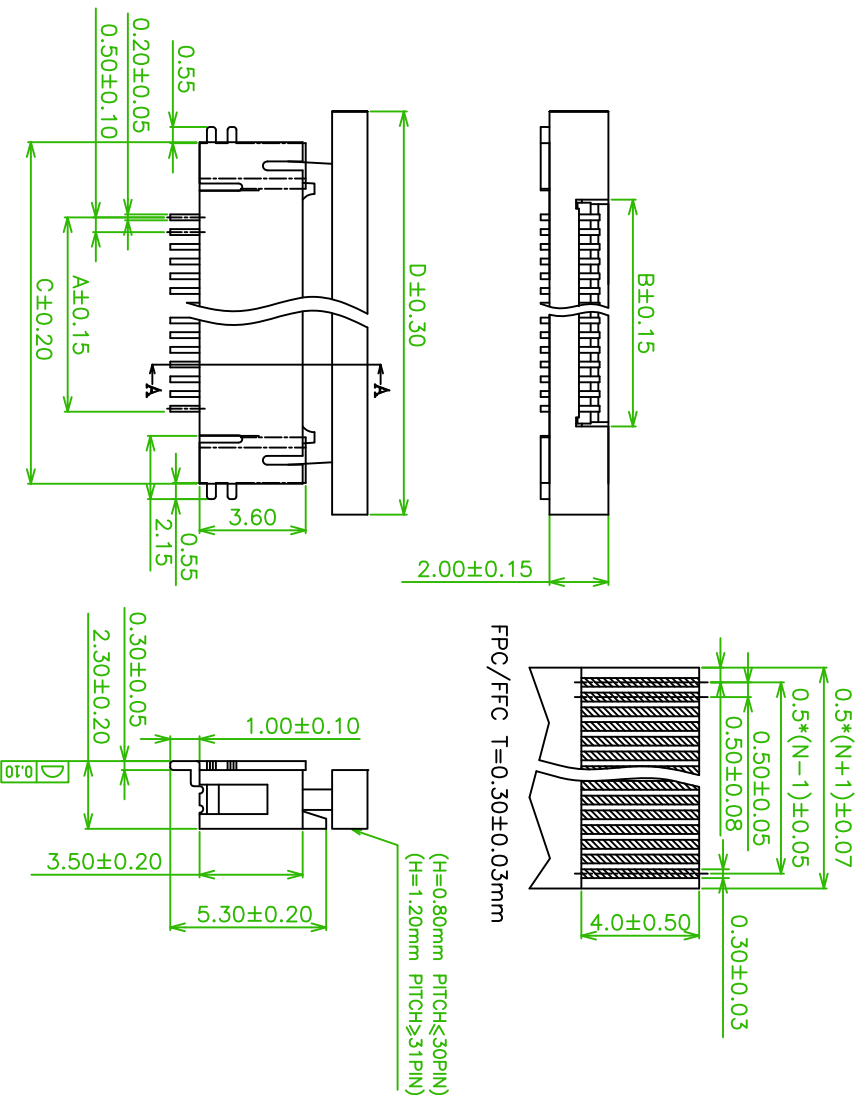
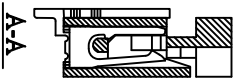
◎Standard Recommend



No. of Contacts	A				B				C				D				
	A	B	C	D	A	B	C	D	A	B	C	D	A	B	C	D	
3	1.00	2.20	6.10	8.20	23	11.00	12.20	16.10	18.20	43	21.00	22.20	26.10	28.20			
4	1.50	2.70	6.60	8.70	24	11.50	12.70	16.60	18.70	44	21.50	22.70	26.60	28.70			
5	2.00	3.20	7.10	9.20	25	12.00	13.20	17.10	19.20	45	22.00	23.20	27.10	29.20			
6	2.50	3.70	7.60	9.70	26	12.50	13.70	17.60	19.70	46	22.50	23.70	27.60	29.70			
7	3.00	4.20	8.10	10.20	27	13.00	14.20	18.10	20.20	47	23.00	24.20	28.10	30.20			
8	3.50	4.70	8.60	10.70	28	13.50	14.70	18.60	20.70	48	23.50	24.70	28.60	30.70			
9	4.00	5.20	9.10	11.20	29	14.00	15.20	19.10	21.20	49	24.00	25.20	29.10	31.20			
10	4.50	5.70	9.60	11.70	30	14.50	15.70	19.60	21.70	50	24.50	25.70	29.60	31.70			
11	5.00	6.20	10.10	12.20	31	15.00	16.20	20.10	22.20	51	25.00	26.20	30.10	32.20			
12	5.50	6.70	10.60	12.70	32	15.50	16.70	20.60	22.70	52	25.50	26.70	30.60	32.70			
13	6.00	7.20	11.10	13.20	33	16.00	17.20	21.10	23.20	53	26.00	27.20	31.10	33.20			
14	6.50	7.70	11.60	13.70	34	16.50	17.70	21.60	23.70	54	26.50	27.70	31.60	33.70			
15	7.00	8.20	12.10	14.20	35	17.00	18.20	22.10	24.20	55	27.00	28.20	32.10	34.20			
16	7.50	8.70	12.60	14.70	36	17.50	18.70	22.60	24.70	56	27.50	28.70	32.60	34.70			
17	8.00	9.20	13.10	15.20	37	18.00	19.20	23.10	25.20	57	28.00	29.20	33.10	35.20			
18	8.50	9.70	13.60	15.70	38	18.50	19.70	23.60	25.70	58	28.50	29.70	33.60	35.70			
19	9.00	10.20	14.10	16.20	39	19.00	20.20	24.10	26.20	59	29.00	30.20	34.10	36.20			
20	9.50	10.70	14.60	16.70	40	19.50	20.70	24.60	26.70	60	29.50	30.70	34.60	36.70			
21	10.00	11.20	15.10	17.20	41	20.00	21.20	25.10	27.20	61	30.00	31.20	35.10	37.20			
22	10.50	11.70	15.60	17.70	42	20.50	21.70	25.60	27.70								



RECOMMENDED PCB LAYOUT



AREA	REV.	DESCRIPTION	DATE

<p>Amtek Technology Co., Ltd. TEL: 886-2-2706-8035 FAX: 886-2-2706-8035</p>		<p>品名 TITLE FPC/FPC 0.5mm ZIF SMT TYPE SIDE ENTRY</p>	
		<p>品號 PART NO. FPC4AMR6-XX-U-U</p>	
<p>圖號 DRAWING NO. FPC4AMR6-XX-U-U</p>		<p>版本 REV. A</p>	
<p>客戶品號 CUSTOMER P/N X ±0.20 .XX ±0.10</p>		<p>公差 TOLERANCE</p>	
<p>單位 UNIT</p>		<p>比例 SCALE FREE</p>	
<p>核對 CHECKED</p>		<p>核對 CHECKED Niki</p>	
<p>核准 APPROVED</p>		<p>核准 APPROVED James</p>	
<p>日期 DATE</p>		<p>日期 DATE 2011/05/25</p>	
<p>繪圖 DRAWN</p>		<p>繪圖 DRAWN Joe</p>	