



■ Features :

- Universal AC input / Full range
- 3 pole AC inlet IEC320-C14
- Built-in active PFC function, PF>0.97
- Protections: Short circuit / Overload / Over voltage / Over temperature
- Fully enclosed plastic case
- Approvals: UL / CUL / TUV / BSMI / CCC / CB / FCC / CE
- Class I power (with earth pin)
- LED indicator for power on
- No load power consumption<0.5W
- ErP step2 compliant
- ENERGY STAR compliant
- Meet EISA 2007(Energy Independence and Security Act)
- 2 years warranty

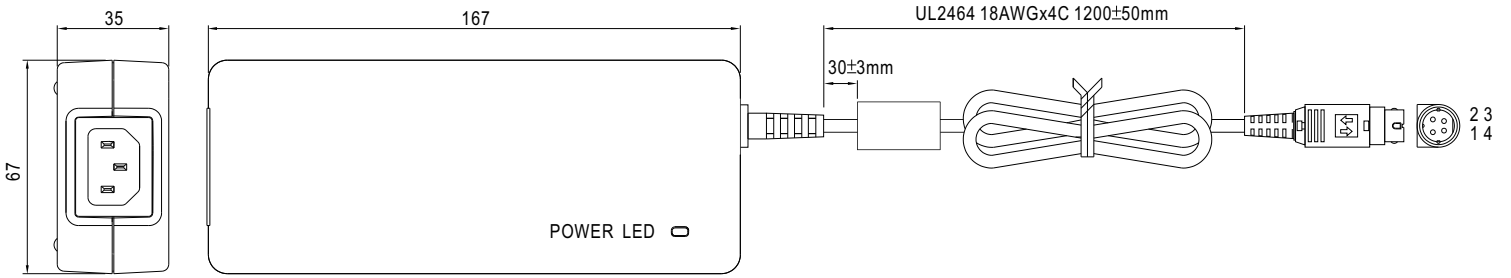


SPECIFICATION

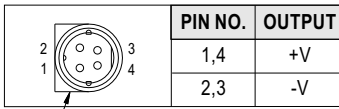
ORDER NO.	GS120A12-R7B	GS120A15-R7B	GS120A20-R7B	GS120A24-R7B	GS120A48-R7B	
OUTPUT	SAFETY MODEL NO.	GS120A12	GS120A15	GS120A20	GS120A24	GS120A48
	DC VOLTAGE	12V	15V	20V	24V	48V
	RATED CURRENT	8.5A	7A	6A	5A	2.5A
	CURRENT RANGE	0 ~ 8.5A	0 ~ 7A	0 ~ 6A	0 ~ 5A	0 ~ 2.5A
	RATED POWER (max.)	102W	105W	120W	120W	120W
	RIPPLE & NOISE (max.) Note.2	80mVp-p	120mVp-p	150mVp-p	180mVp-p	240mVp-p
	VOLTAGE TOLERANCE Note.3	±5.0%	±5.0%	±5.0%	±3.0%	±2.0%
	LINE REGULATION Note.4	±1.0%	±1.0%	±1.0%	±1.0%	±1.0%
	LOAD REGULATION	±5.0%	±5.0%	±4.0%	±3.0%	±2.0%
	SETUP, RISE TIME Note.6	2000ms, 30ms / 230VAC 2500ms, 30ms / 115VAC at full load				
HOLD UP TIME (Typ.)	20ms / 230VAC 20ms / 115VAC at full load					
INPUT	VOLTAGE RANGE Note.7	85 ~ 264VAC 120 ~ 370VDC				
	FREQUENCY RANGE	47 ~ 63Hz				
	POWER FACTOR (Typ.)	PF>0.97 / 230VAC PF>0.99 / 115VAC at full load				
	EFFICIENCY (Typ.)	87.5%	89%	89%	90%	91%
	AC CURRENT	1.4A / 115VAC 0.7A / 230VAC				
	INRUSH CURRENT (max.)	70A / 230VAC				
LEAKAGE CURRENT(max.)	0.75mA / 240VAC					
PROTECTION	OVERLOAD	105 ~ 160% rated output power Protection type : Hiccup mode, recovers automatically after fault condition is removed				
	OVER VOLTAGE	105 ~ 135% rated output voltage Protection type : Shut down o/p voltage, re-power on to recover				
	OVER TEMPERATURE	RTH2 ≥ 100 ±10°C Protection type : Shut down o/p voltage, re-power on to recover				
ENVIRONMENT	WORKING TEMP.	-30 ~ +70°C (Refer to output load derating curve)				
	WORKING HUMIDITY	20% ~ 90% RH non-condensing				
	STORAGE TEMP., HUMIDITY	-40 ~ +85°C, 10 ~ 95% RH				
	TEMP. COEFFICIENT	±0.03% / °C (0~50°C)				
	VIBRATION	10 ~ 500Hz, 2G 10min./1cycle, period for 60min. each along X, Y, Z axes				
SAFETY & EMC (Note. 5)	SAFETY STANDARDS	UL60950-1, TUV EN60950-1, BSMI CNS14336, CCC GB4943 approved				
	WITHSTAND VOLTAGE	I/P-O/P: 3KVAC				
	ISOLATION RESISTANCE	I/P-O/P:100M Ohms / 500VDC / 25°C / 70% RH				
	EMI CONDUCTION & RADIATION	Compliance to EN55022(CISPR22) ,EN61204-3 class B, CNS13438 class B, GB9254-1 class B, FCC PART 15				
	HARMONIC CURRENT	Compliance to EN61000-3-2,3, GB17625.1				
	EMS IMMUNITY	Compliance to EN61000-4-2,3,4,5,6,8,11, light industry level, criteria A				
OTHERS	MTBF	400.7Khrs min. MIL-HDBK-217F(25°C)				
	DIMENSION	167*67*35mm (L*W*H)				
	PACKING	0.62Kg; 20pcs/13.4Kg/0.8CUFT				
CONNECTOR	PLUG	See page 2 ; Other type available by customer requested				
	CABLE	See page 2 ; Other type available by customer requested				
NOTE	1.All parameters are specified at 230VAC input, rated load, 25°C 70% RH ambient. 2.Ripple & noise are measured at 20MHz by using a 12" twisted pair terminated with a 0.1uf & 47uf capacitor. 3.Tolerance: includes set up tolerance, line regulation, load regulation. 4.Line regulation is measured from low line to high line at rated load. 5.The power supply is considered a component which will be installed into a final equipment. The final equipment must be re-confirmed that it still meets EMC directives. 6. Length of set up time is measured at first cold start. Turning ON/OFF the power supply may lead to increase of the set up time. 7. Derating may be needed under low input voltage. Please check the derating curve for more details.					

Mechanical Specification

Case No. GS120A Unit: mm



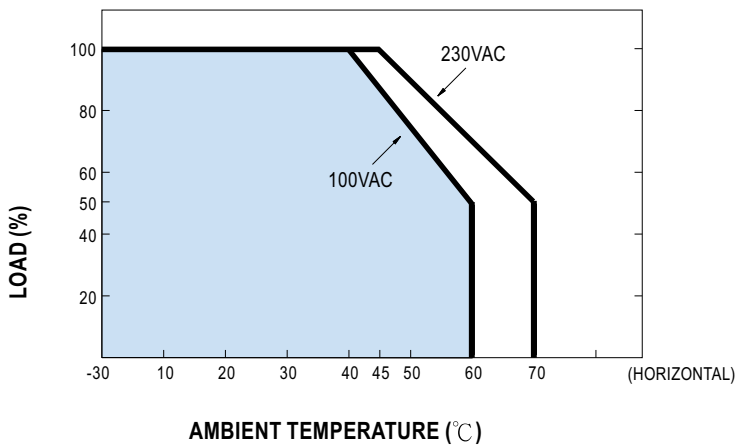
Plug Assignment



AC FG

-V connected to AC FG

Derating Curve



Static Characteristics

