

LED Intelligent RGBW Driver

- Dimming interface: DMX512/RDM, Push DIM.
- With the RDM remote device management protocol.
- 4CH isolated PWM output, control dimming/CT/RGB/RGBW lamps.
- PWM digital dimming, no alter LED color rendering index.
- With soft-on and fade in function, makes the human vision more comfortable.
- 0~100% flicker-free, High Frequency Exemption
- Dimming range from 0-100%, LED start at 0.1% possible.
- Over-heat / Over voltage / Over load / Short circuit protection, recover automatically.
- Compliant with Safety Extra Low Voltage standard.
- Suitable for indoor I/II/III type lamps application.

SELV



RoHS




Dimmable:
0.1%-100%

DIM & color adjustment

Flicker-free

Achieve the exemption level.




Specification

Model		DMX-150-12-F4M1	DMX-150-24-F4M1
OUTPUT	Output Voltage	12Vdc	24Vdc
	Output Voltage Range:	12Vdc \pm 0.5Vdc	24Vdc \pm 0.5Vdc
	Output Current	3.12A \times 4CH Max. 12.5A	1.56A \times 4CH Max. 6.25A
	Output Power	Max. 150W	
	Output Power Range	0~150W	
	Strobe Level	High frequency exemption level.	
	Dimming Range:	0~100%, dimming depth: Max. 0.1%	
	Overload Power Limitation	$\geq 102\%$	
	Ripple & Noise	$\leq 200\text{mV}$	
	PWM Dimming Frequency	3600Hz	
INPUT	Dimming Interface	DMX/RDM, Push Dim	
	Input Voltage	100~240Vac	
	Frequency	50/60Hz	
	Input Current	115Vac \leq 1.6A, 230Vac \leq 0.8A	
	Power Factor	PF $>$ 0.99/115Vac, PF $>$ 0.95/230Vac, at full load	
	THD	$<5\%$ at 115Vac, $<8\%$ at 230Vac, at full load	
	Efficiency(yp.)	91%	92%
	Inrush Current(yp.)	Cold start 60A at 230Vac	
	Anti Surge	L-N: 1kV L/N-G: 2kV	
ENVIRONMENT	Leakage Current	I/P-O/P: $<0.5\text{mA}/230\text{Vac}$, I/P-GND: $<0.75\text{mA}/230\text{Vac}$	
	Working Temperature	ta: -30°C ~ 60°C tc: 85°C	ta: -30°C ~ 60°C tc: 80°C
	Working Humidity	20 ~ 95%RH, non-condensing	
	Storage Temp., Humidity	-40°C ~ 80°C, 10~95%RH	
	Temp. Coefficient	$\pm 0.03\%/^{\circ}\text{C}$ (0-50°C)	
PROTECTION	Vibration	10~500Hz, 2G 12min./1cycle, period for 72min. each along X, Y, Z axes.	
	Over-heat Protection	Intelligently adjusting or turning off the output current if the PCB temperature $\geq 110^{\circ}\text{C}$, auto recovers.	
	Over Load Protection	Power limit when rated power $\geq 102\%$, auto recovers.	
	Short Circuit Protection	Shut down automatically if short circuit occurs, auto recovers.	
SAFETY & EMC	Over Voltage Protection	Shut down the output when non-load voltage $\geq 15\text{V}$, re-power on to recover after fault condition is removed.	Shut down the output when non-load voltage $\geq 27\text{V}$, re-power on to recover after fault condition is removed.
	Withstand Voltage	I/P-O/P: 3750Vac I/P-GND: 1800Vac	
	Isolation Resistance	I/P-O/P: 100M Ω /500VDC/25°C/70%RH	
	Safety Standards	IEC/EN61347-1, IEC/EN61347-2-13	
	EMC Emission	EN55015, EN61000-3-2 Class C, IEC61000-3-3	
	EMC Immunity	EN61000-4-2,3,4,5,6,8,11, EN61547	
OTHERS	Strobe Test Standard	IEEE 1789	
	Dimension	273 \times 57 \times 37mm(L \times W \times H)	
	Packing	285 \times 63 \times 43mm(L \times W \times H)	
	Weight(G.W.)	790g \pm 10g	

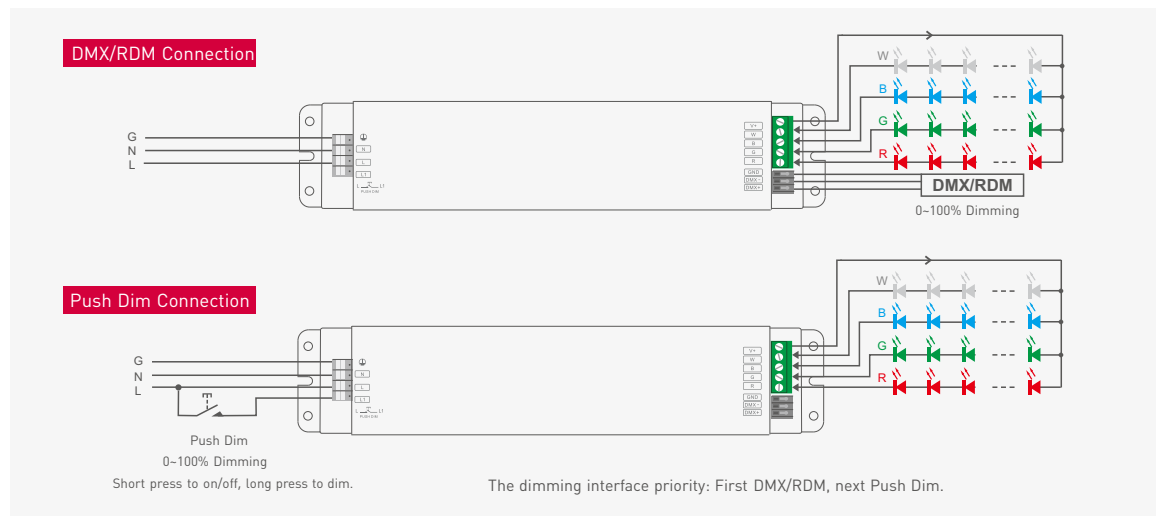
* The driver is suitable for connecting resistor current-limiting LED fixture (e.g. LED strip). The instantaneous surge current will be several times increased if connecting built-in constant current IC current-limiting LED fixtures, the driver will activate the overloaded protection (hiccups flickering). When you order, please remark controlling the constant current LED fixture (e.g. MR16 lamp, underground light, LED wall washer, constant current LED strip, etc.), then we can prepare the special programs.

Dimensions

Unit: mm



Wiring Diagram



Push Dimming



Reset switch

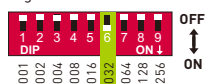
- On/off control: Short press.
- Stepless dimming: Long press.
- With every other long press, the light level goes to the opposite direction.
- Dimming memory: Brightness will be the same as previously adjusted when turning off and on again.

RDM Mode: The dip switch 1-9 are OFF .



DMX Address Setting:

E.g.1: Set Initial Address To 32.



E.g.2: Set Initial Address To 37.



$$001+004+032=37$$

DMX address value = the total value of (1-9), to get the place value when in "on" position,