

DIP Switch Series

KLS7-DS-Side Type Dip Switch Series

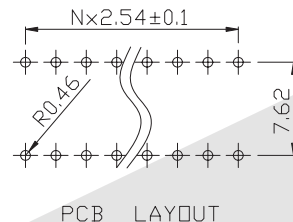
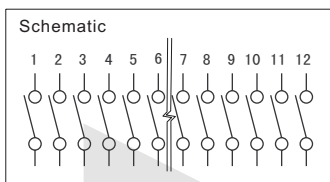
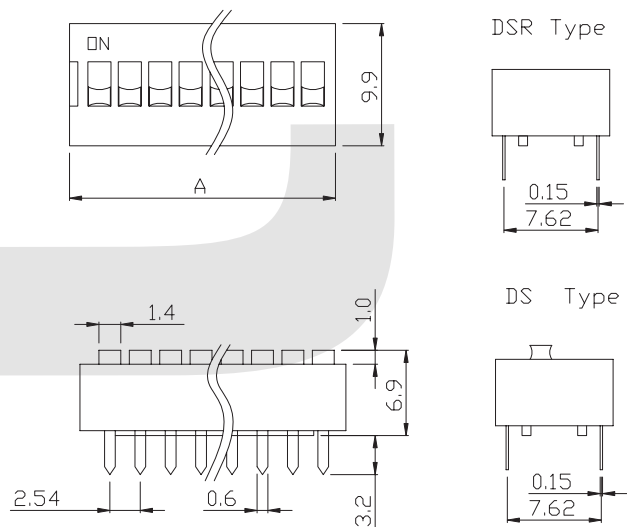
SPECIFICATIONS

- Mechanical life: 2000 operations per switch
- Operation Force : $\leq 9.8\text{N}$ max.
- Stroke: 2.0mm
- Operation Temp: $-20^{\circ}\text{C} \sim +70^{\circ}\text{C}$
- Electrical life: 2000 operations per switch-24 VDC, 25mA
- Contact Resistance: 50m max. at initial
- Non-Switching Rating: 100mA, 50VDC
- Switching Rating: 25mA, 24VDC
- Circuit: Single pole single throw

Soldering and Cleaning Processes
Keep all switch contacts in their "OFF" position for all operations



Model No.	No. Pos.	A
DS-01	1	4.10
DS-02	2	6.64
DS-03	3	9.18
DS-04	4	11.72
DS-05	5	14.26
DS-06	6	16.80
DS-07	7	19.34
DS-08	8	21.88
DS-09	9	24.42
DS-10	10	26.96
DS-12	12	32.04



ORDER INFORMATION

KLS7-DS - XX - R - 0 0

- Part Number
- DS : Bulge Type Dip Switch
- DSR: Recessed Type Dip Switch
- Number of Pos.: 01~12 Pos.
- Packaging: 0=Tube 1=Tape
- 0: Non-sealed
- 1: With sealed
- Color: R=Red B=Blue