

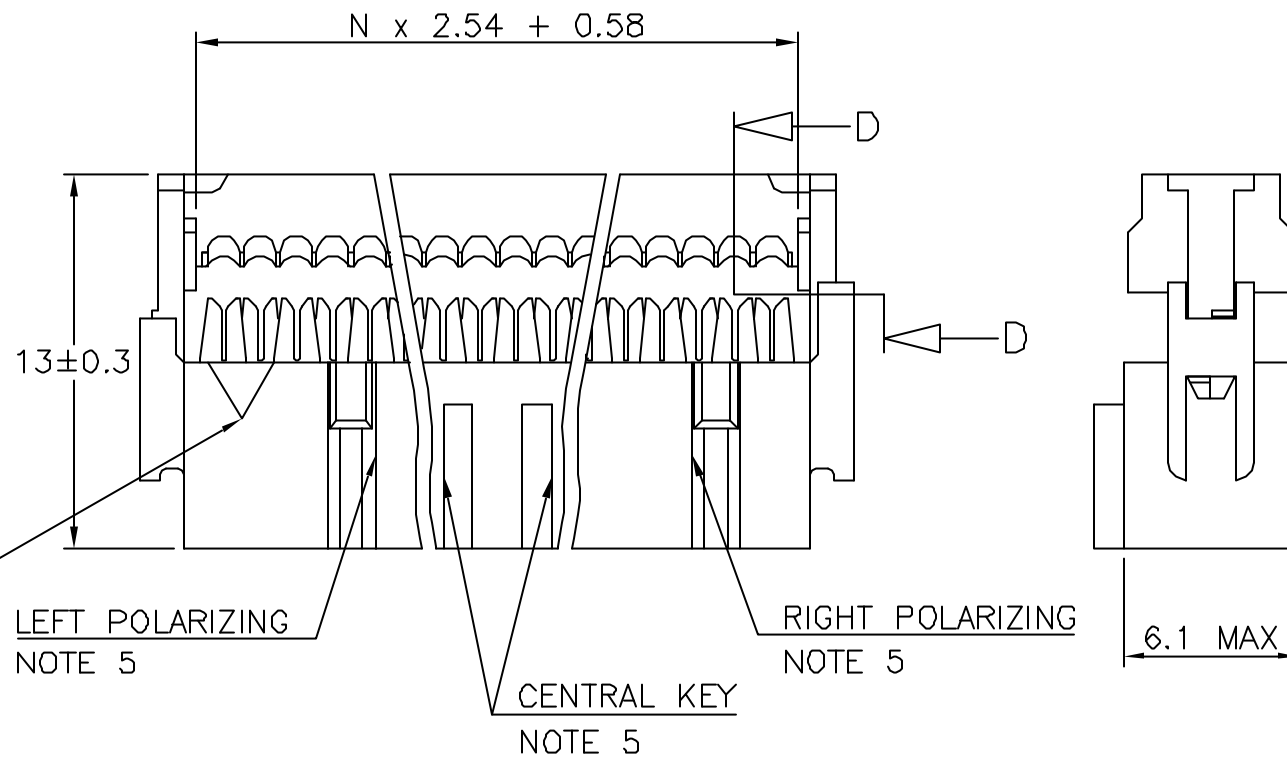
PRODUCT NUMBER

71600-YXXLF

LEAD FREE, SEE NOTE 6

TOTAL NB OF POSITION 04 TO 64  
SEE SHEET 2

OPTIONAL STRAIN RELIEF  
SEE SHEET 2

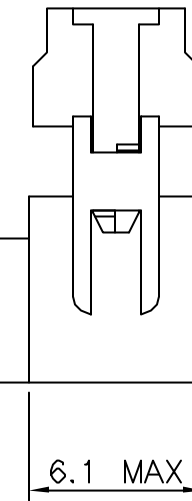


TRIANGLE INDICATES  
POSITION 1  
NOTE 5

LEFT POLARIZING  
NOTE 5

RIGHT POLARIZING  
NOTE 5

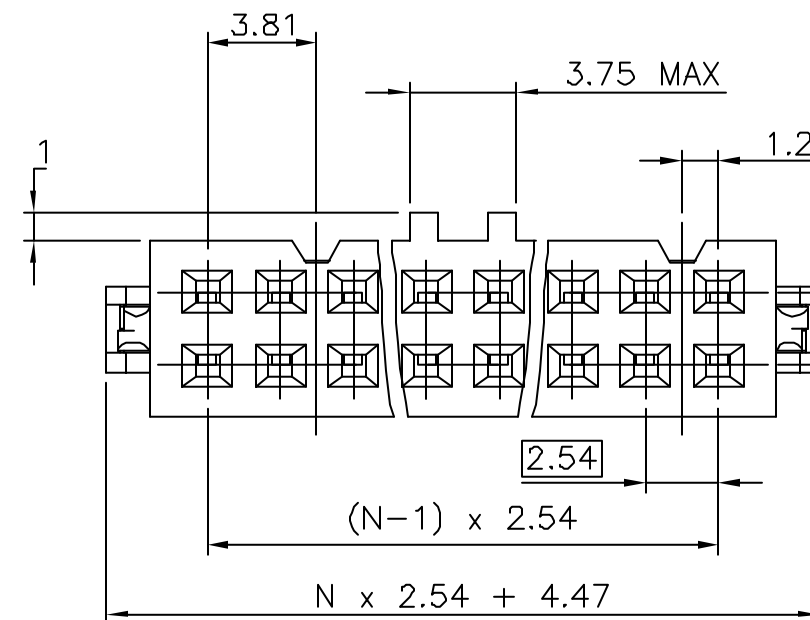
CENTRAL KEY  
NOTE 5



6.1 MAX

NOTES:

- 1 - PLASTIC MAT'L : GLASS FILLED HIGH TEMPERATURE THERMOPLASTIC. UL94V-0 COLOR: GREY
- 2 - PIN MATERIAL : PHOSPHOR BRONZE
- 3 - PRODUCT PACKAGED IN TUBES.
- 4 - TO DETERMINE DIMENSIONS :  
N = NUMBER OF POSITIONS  
EXAMPLE : 8 POS N x 2.54 = 20.32mm
- 5 - 2x5, 2x6, 2x7 HAVE NO LEFT POLARIZING SLOT.  
- 2x2, 2x3 WITH CENTRAL KEY HAVE NO TRIANGLE, NO LEFT AND RIGHT POLARIZING SLOT.  
- 2x2 WITHOUT CENTRAL KEY HAS NO LEFT AND RIGHT POLARIZING SLOT.  
- 2x3, 2x4 WITHOUT CENTRAL KEY HAVE NO LEFT POLARIZING SLOT  
- 2x4 WITH CENTRAL KEY HAVE NO LEFT AND RIGHT POLARIZING SLOT
- 6 - THIS PRODUCT MEETS EUROPEAN UNION DIRECTIVES AND OTHER COUNTRY REGULATIONS AS PER GS-22-008.  
PACKAGING SPECIFICATION AS PER GS-14-920.



COVER ORIENTATION

CABLE ENTRY

TRIANGLE SIDE

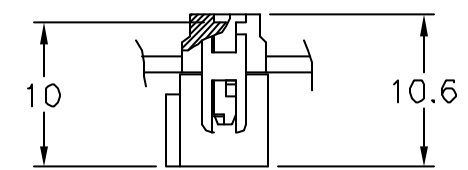
D D SECTION

mat'l. code				surface		tolerance		projection		product family	
SEE NOTES				ISO 1302		ISO 406 ISO 1101		mm		2.54MM IDC	
Ltr	ecn no	dr	date	tolerances unless otherwise specified		X.X ±0.3		mm		title	
AG	F04-0330	LMU	04.09.01	angles	Linear	X.XX ±0.13		scale 5:1		QUICKIE III FEM	
AH	F05-0109	JCO	05.01.17			X.XXX ±0.05				0.76µm Au	
AJ	F05-0171	LMU	05.04.07							dwg no	
AK	F05-0180	LMU	05.04.22	dr	D.LE	01.01.24				sheet 1 of 2	
AL	F06-0270	LMU	06.09.12	enrg	P.NZ	01.01.24				size	
AM	F06-0274	LMU	06.09.25	chr	JF.N	01.01.24				A3	
				appd	P.NZ	01.01.24				type	
										CUSTOMER Drawing	
sheet index	revision sheet	AM	AE								
	1		2								

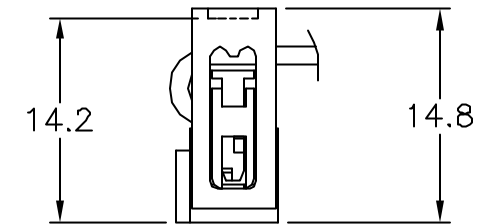
CORE RANGE	
STRAIN RELIEF	Nbr OF POSITIONS
0/1	04
0/1	06
0/1	08
0/1	10
0/1	14
0/1	16
0/1	18
0/1	20
0/1	24
0/1	26
0/1	30
0/1	34
0/1	40
0/1	50
0/1	60
0/1	64
PLATING 0.76µm GOLD ON CONTACT AREA 1.27 µm Ni REMAINDER OF PRODUCT	

CATALOGUE RANGE	
STRAIN RELIEF	Nbr OF POSITIONS
2/6	04
2/6	06
2/6	08
2/6	10
2/6	14
2/6	16
2/6	18
2/6	20
2/6	24
2/6	26
2/6	30
2/6	34
2/6	40
2/6	50
2/6	60
2/6	64
PLATING 0.76µm GOLD ON CONTACT AREA 1.27 µm Ni REMAINDER OF PRODUCT	

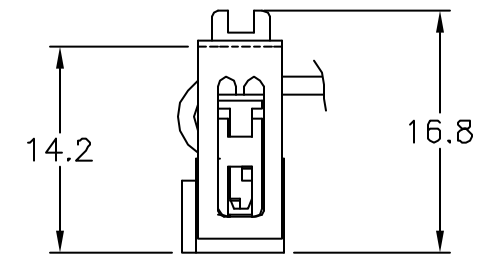
624
304
204 / 224
004
DASHES NOT AVAILABLE



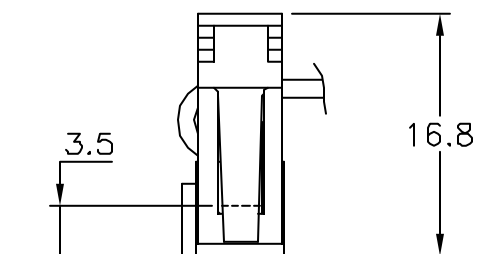
WITHOUT STRAIN RELIEF



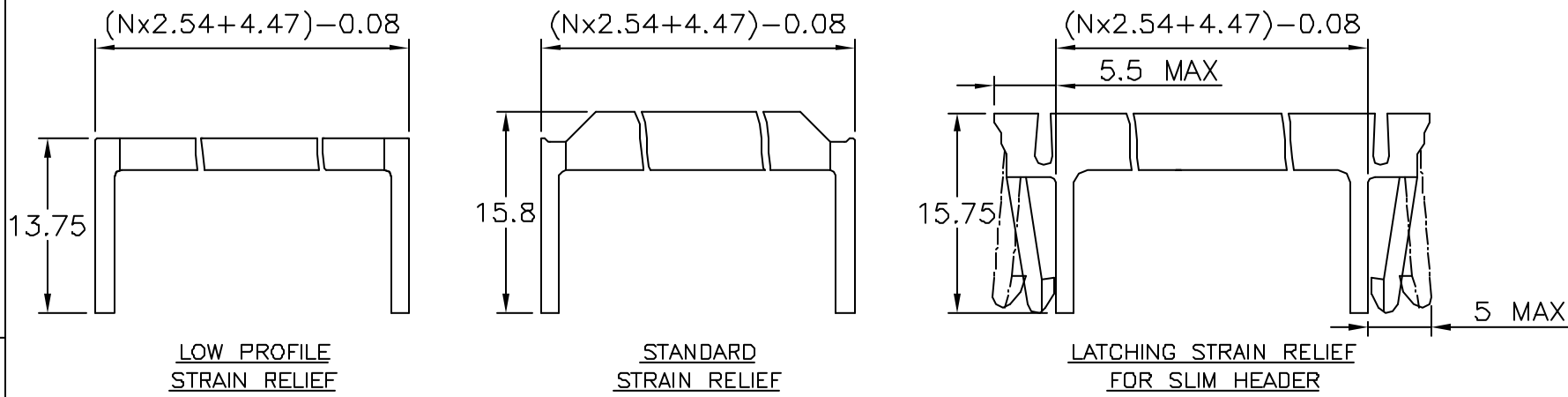
WITH LOW PROFILE STRAIN RELIEF



WITH STANDARD STRAIN RELIEF



WITH LATCHING STRAIN RELIEF



LOW PROFILE STRAIN RELIEF

STANDARD STRAIN RELIEF

LATCHING STRAIN RELIEF FOR SLIM HEADER

71600-6YYLF	●					●
71600-3YYLF		●	●			
71600-2YYLF	●				●	
71600-1YYLF	●			●		
71600-0YYLF	●		●			
PRODUCT NUMBER	WITH	WITHOUT	STANDARD	WITHOUT	LOW PROFILE	LATCHING
	CENTRAL KEY		STRAIN RELIEF			

mat'l. code				surface ISO 1302 ✓		tolerance ISO 406 ISO 1101		projection mm		product family QUICKIE	
ltr	ecn no	dr	date	tolerances unless otherwise specified				mm		title IDC RECEIPT DR	
X	F70666	AAN	97.11.05	angles		Linear		scale N/A		dwg no 71600	
Y	F10121	DLE	01.01.24							sheet 2 of - size A3	
AA	F10199	GCO	01.04.26							type CUSTOMER Drawing	
AB	F03019	DLE	03.01.23	dr	D.LE	01.01.24					
AC	F05-0180	LMU	05.04.22	engr	P.NZ	01.01.24					
AD	F06-0270	LMU	06.09.12	chr	JF.N	01.01.24					
AE	F06-0274	LMU	06.09.25	appd	P.NZ	01.01.24					
sheet index	revision sheet										

FCJ		FCJconnect.com	
Copyright FCJ		form: A3	